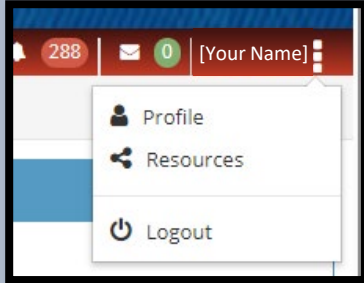


# UNIFORM CRIME REPORTING

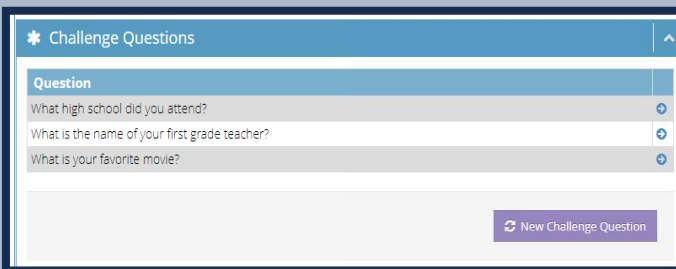
## Reset your *own* password

Set 3 *challenge questions*:

- Click 3 ellipses/dots at top right



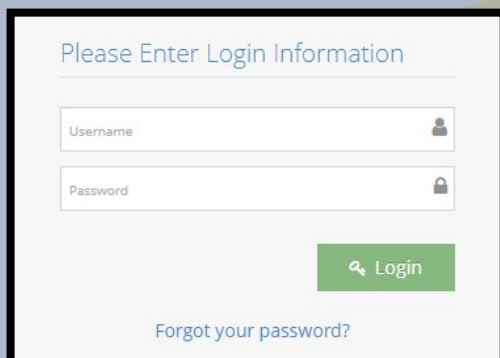
- Select "Profile"
- Under *Challenge Questions* section, select "New Challenge Question" to add.



- Add a minimum of 3 questions.
- Click **blue arrow** on right to update the answers to questions.

You can now reset your *own* password...

- Click "Forgot Password" at login and answer the *challenge questions*, to reset password.



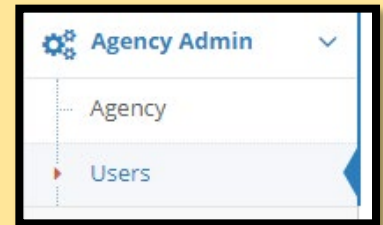
## If YOU cannot reset...

Contact your Agency's UCR Administrator.

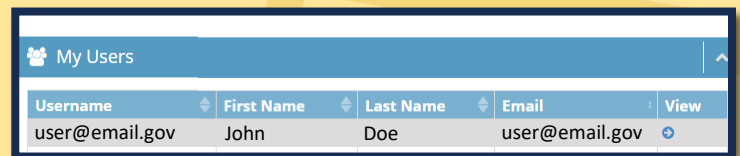
## Agency Admin Section

To reset your Agency's users:

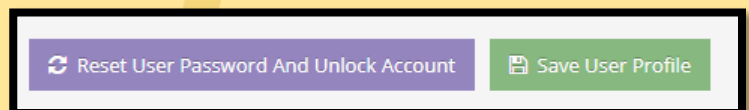
- Log into UCR system.
- Click "Agency Admin"
- Select "Users"



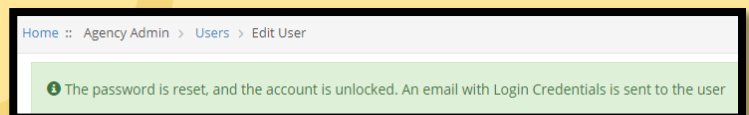
- Locate the user under "My Users"



- Click **blue arrow** to right of email.
- Scroll to bottom of User Information.
- Select "Reset User Password And Unlock Account"



- Admin will see this message.



- User will receive an email with **reset instructions** from [NIBRShub@otech.com](mailto:NIBRShub@otech.com)

## If ADMIN cannot reset...

- Contact [NIBRS@dps.texas.gov](mailto:NIBRS@dps.texas.gov)
- Or call (512) 424-2091