

MAY 2024

# 1ST QUARTER REPORT (2024/Q1)

CRIME IN TEXAS

Texas Department  
of Public Safety



# Introduction

*The Quarter 1 Crime in Texas Report analyzes crime trends in Texas for January through March, comparing data between 2023 and 2024 for the 1st quarter.*

This report provides a comprehensive examination of crime data for agencies across all regions of the state, with a primary focus on index crimes, which encompass a range of serious offenses including murder, aggravated assault, human trafficking, rape, arson, robbery, larceny, burglary, and motor vehicle theft.

In contrast to the static data presented in the quarterly publication, the information accessible through our online portal is dynamic, updating continuously as reporting agencies submit new or revised data. This platform offers users the flexibility to configure various data elements, including specific crime metrics, and to access agency or county data. The online portal can be found here:

<https://txucr.nibrs.com/ReportsIndex/List>

This report is reflective of the data contributed to the Uniform Crime Reporting for index crimes occurring from January 1, 2024 - March 31, 2024, and submitted prior to April 10, 2024. It may not reflect all known incidents as agencies may have been delayed in reporting information to the Department.

## Included:

1. Glossary of Terms
2. Summary by Region
3. Texas DPS Regions Crime Map
4. Statewide Index Crime Total Volume
5. Changes in Violent Offenses

## GLOSSARY OF TERMS

- + **Crime Volume** is the aggregate sum of the offenses within the crime index. It provides a raw count of all the reported offenses, without taking into account the size of the population or any other contextual factors. By comparing the crime volume year to year, trends in the number of crimes committed can be studied and analyzed.  
**Example:** *If a city reports 500 burglaries in a year, that's the crime volume for burglaries in that city for that year.*
  
- + **Crime Rate** takes into account the size of the population in the area being studied. It's calculated by dividing the number of reported offenses by the total population. The result is then multiplied by 100,000. Crime rates allow for a standardized comparison of criminal activity across different areas or over time, accounting for variations in population size.  
**Example:** *If a city with a population of 1,000,000 reports 500 burglaries in a year, the burglary rate for that city for that year would be 50 burglaries per 100,000 residents.*  
**Note:** Statewide entities (Region 7) will not be represented in the rates calculations due to having a zero jurisdictional population assigned by the FBI.
  
- + **A Clearance** refers to the resolution of offenses by law enforcement. An offense is considered cleared when an offender is arrested. An arrest may result in the clearance of multiple crimes, or multiple arrests may clear a single crime.
  - Aside from arrests, there are four exceptional scenarios that result in the clearance of a crime: (1) confirming the offender's identity, (2) having sufficient evidence for arrest and court procedures, (3) knowing the offender's immediate location for custody, and (4) encountering factors beyond law enforcement control that hinder the arrest, charging, and prosecution of the offender.
  - Clearances are reflected in the same year the incident was reported regardless of when the offense was cleared. **For example,** *if a case is cleared in 2021 for a 2019 incident, the clearance will be reported against the original 2019 incident.*

# Summary by Region

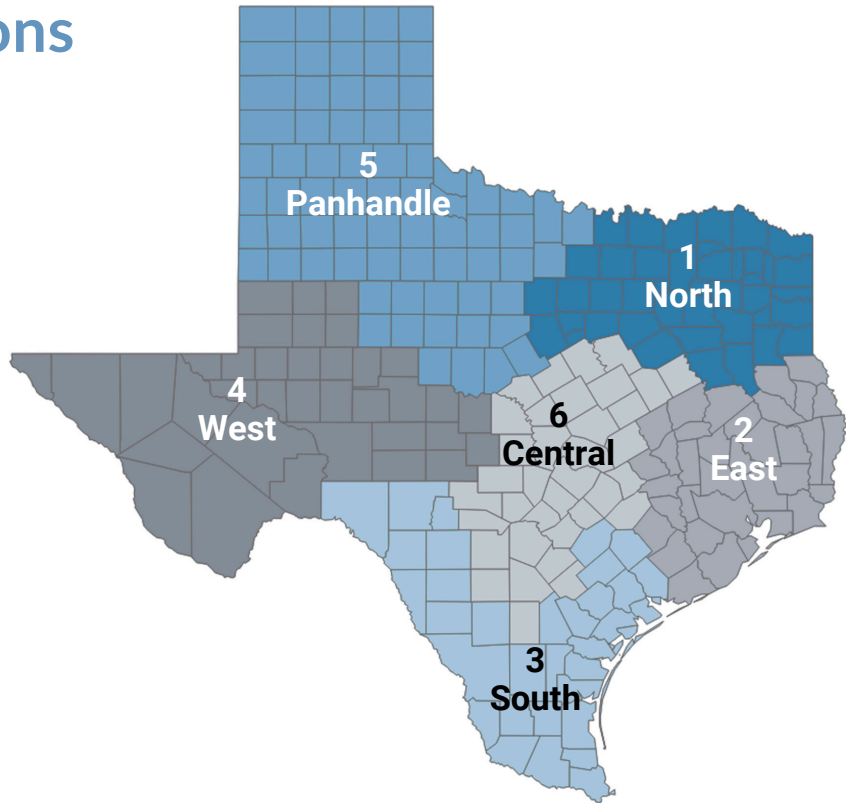
## Regional highlights, Q1 2024 vs Q1 2023

- + **Region 1 (North Texas):** Overall, reported crime volume in the region decreased from 52,804 to 43,008. Dallas PD's reported incidents of murder dropped from 72 to 33, and reported incidents of rape decreased from 133 to 46. Frisco PD's reported incidents of larceny also decreased from 627 to 478.
- + **Region 2 (East Texas):** Reported crime volume in the region decreased overall from 65,722 to 52,022. This includes Houston PD's reported incidents of murder, which decreased from 81 to 61, and rape from 373 to 264. Pasadena PD's reported incidents of larceny also decreased from 683 to 561.
- + **Region 3 (South Texas):** Despite increases in McAllen PD's and Hidalgo CO SO's reported incidents of auto thefts from 18 to 32 and 93 to 143, respectively, overall reported crime volume for the region decreased from 14,389 to 11,776. This includes Corpus Christi PD's reported incidents of rape, which decreased from 85 to 39, McAllen PD's reported incidents of larceny from 602 to 560, and Brownsville PD's reported incidents of aggravated assault from 118 to 56.
- + **Region 4 (West Texas):** El Paso PD's reported incidents of auto theft increased from 421 to 505. However, the overall reported crime volume for the region decreased from 6,879 to 5,833. Decreases include El Paso PD's reported incidents of rape from 65 to 51, and aggravated assault from 430 to 314. Midland PD's reported incidents of larceny also decreased from 401 to 278.
- + **Region 5 (Panhandle):** Lubbock PD's reported incidents of murder increased from 4 to 7, while reported incidents of burglary decreased from 211 to 151 for Amarillo PD. Lubbock PD's reported incidents of larceny decreased from 1,510 to 1,145, as did reported incidents of murder from 3 to 1 in Abilene. Overall incidents of crime in the Panhandle fell from 8,143 to 6,026.
- + **Region 6 (Central Texas):** There was a decrease in San Antonio PD's reported incidents of burglary from 2,080 to 1,735, and reported incidents of rape from 380 to 290. Austin PD's reported incidents of robbery also decreased from 269 to 193. However, Austin PD's reported incidents of auto theft increased from 1,521 to 1,746. Overall, the reported crime volume in Region 6 decreased from 47,201 to 41,853.

(Cont.)

- + **Region 7 (Statewide Agencies):** The Texas Department of Criminal Justice - Office of the Inspector General (TDCJ-OIG) is currently the only statewide agency reporting. No index crimes were reported during this quarter in 2023. In the first quarter of 2024, Region 7 had a total of 161 reported incidents:
  - Murder, 2
  - Rape, 116
  - Aggravated Assault, 43

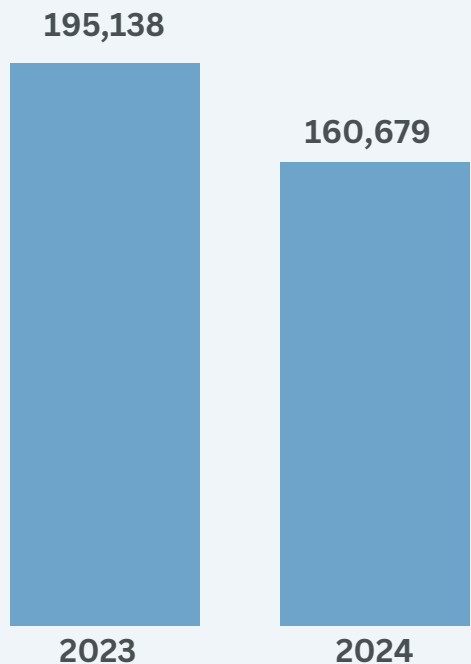
# Texas DPS Regions Crime Map



Region 7: Statewide agencies

## Statewide Index Crime Total Volume

Q1 2024 vs. Q1 2023 Statewide Offense Comparisons



The total crimes reported in Texas fell statewide by 18% in the first quarter of 2024 compared to the same time period in 2023.

# Changes in Violent Offenses

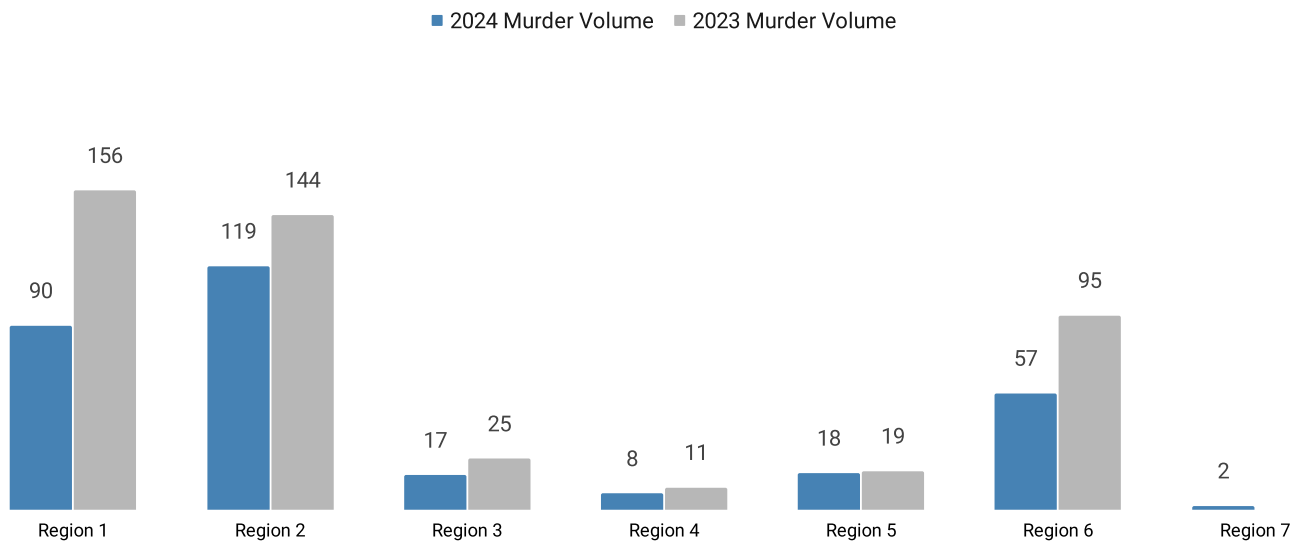
## MURDER

The FBI's Uniform Crime Reporting (UCR) Program defines murder and nonnegligent manslaughter as the willful (nonnegligent) killing of one human being by another.

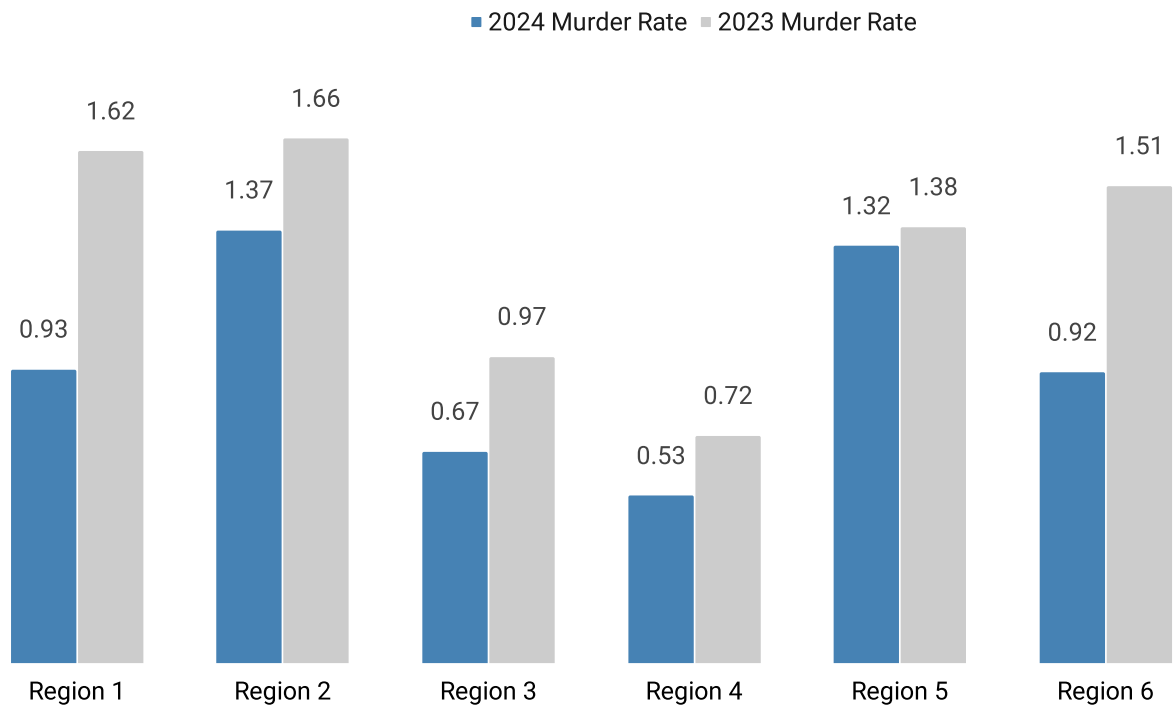
The classification of this offense is based solely on police investigation as opposed to the determination of a court, medical examiner, coroner, jury, or other judicial body. The UCR Program does not include the following situations in this offense classification: deaths caused by negligence, suicide, or accident; justifiable homicides; and attempts to murder or assaults to murder, which are classified as aggravated assaults.

Source: FBI, <https://ucr.fbi.gov/crime-in-the-u.s>

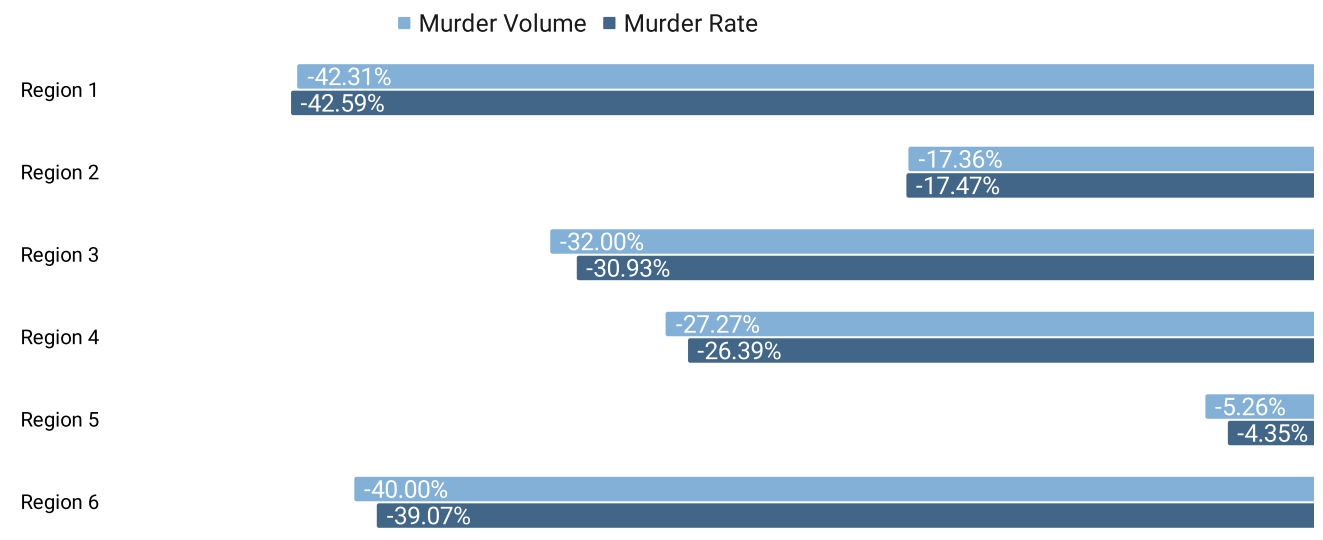
### Q1 2024 vs. Q1 2023: Regional Comparison of Murder Volume



## Q1 2024 vs. Q1 2023: Regional Comparison of Murder Rate



## Percent Change in Murder by Region: Q1 2023 vs Q1 2024





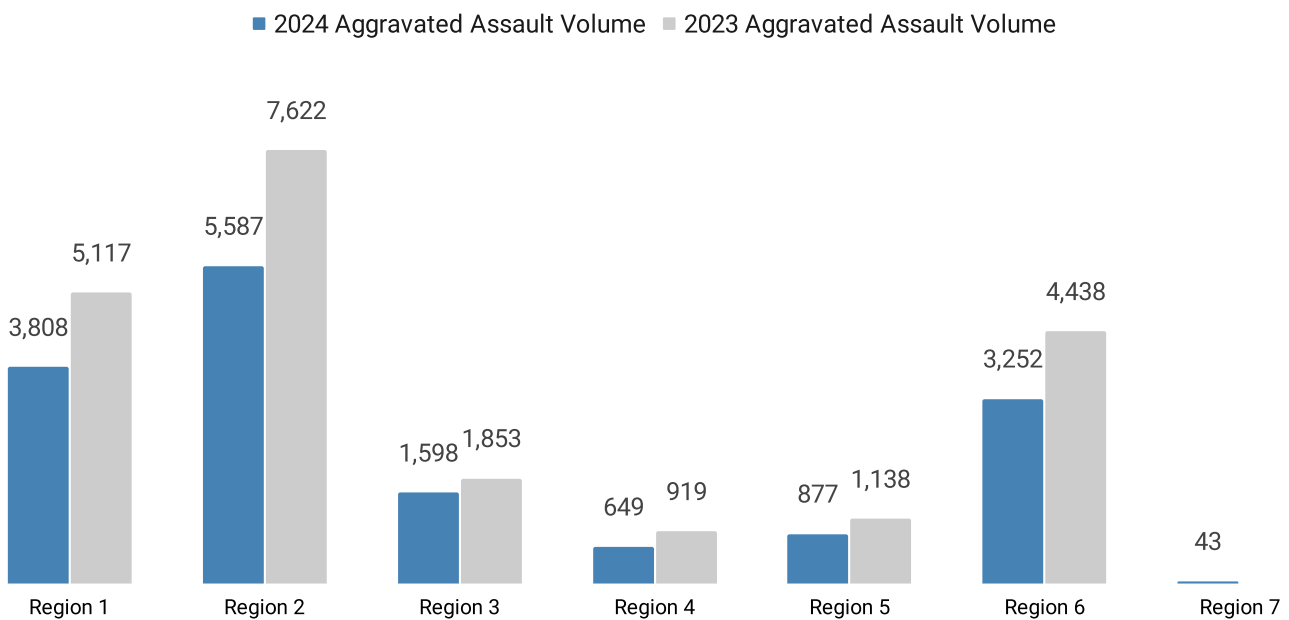
# AGGRAVATED ASSAULT

The FBI's Uniform Crime Reporting (UCR) Program defines aggravated assault as an unlawful attack by one person upon another for the purpose of inflicting severe or aggravated bodily injury. The UCR Program further specifies that this type of assault is usually accompanied by the use of a weapon or by other means likely to produce death or great bodily harm.

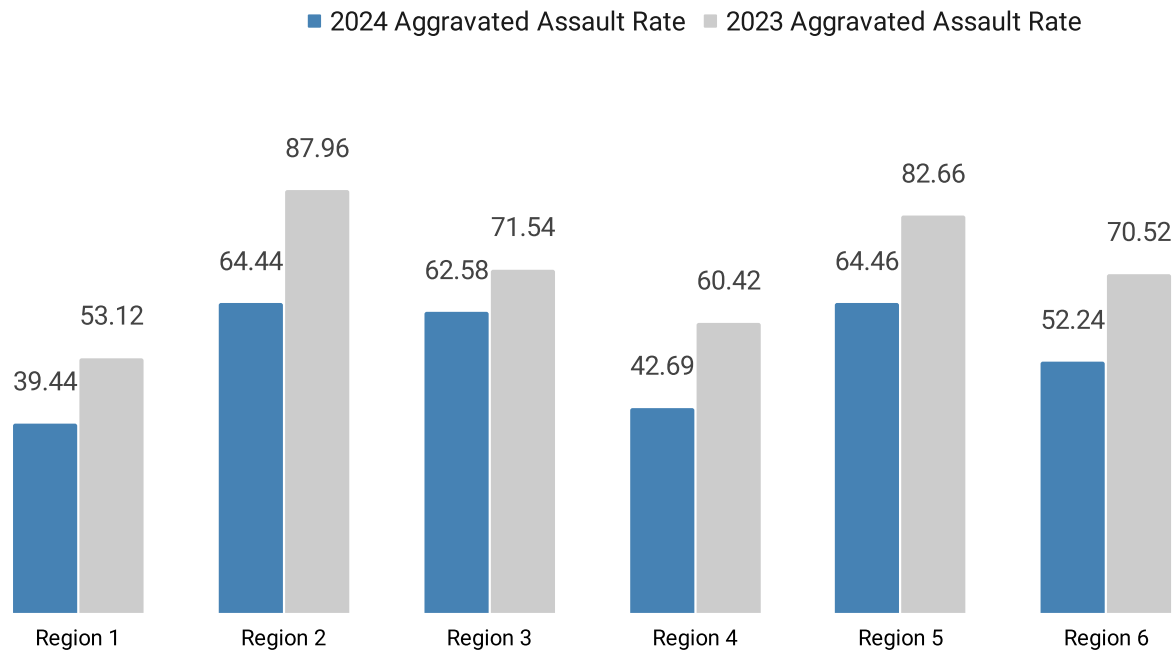
Attempted aggravated assault that involves the display of—or threat to use—a gun, knife, or other weapon is included in this crime category because serious personal injury would likely result if the assault were completed.

Source: FBI, <https://ucr.fbi.gov/crime-in-the-u.s>

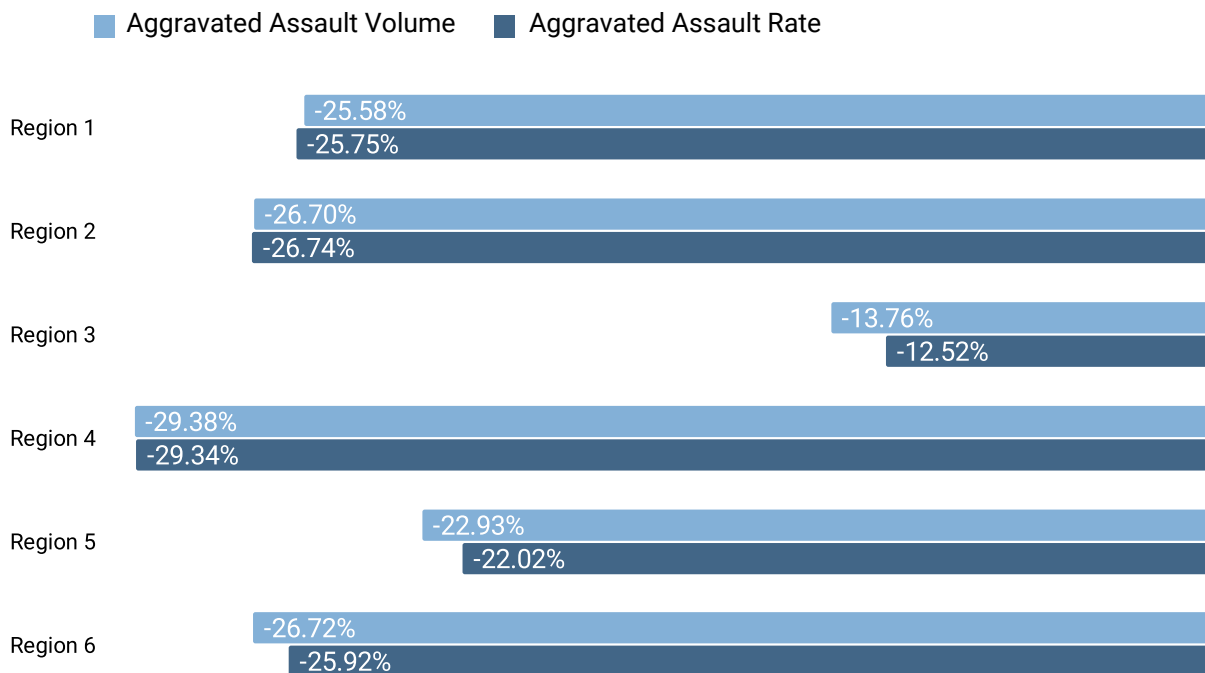
## Q1 2024 vs. Q1 2023: Regional Comparison of Aggravated Assault Volume



## Q1 2024 vs. Q1 2023: Regional Comparison of Aggravated Assault Rate



## Percent Change in Aggravated Assault by Region: Q1 2024 vs Q1 2023



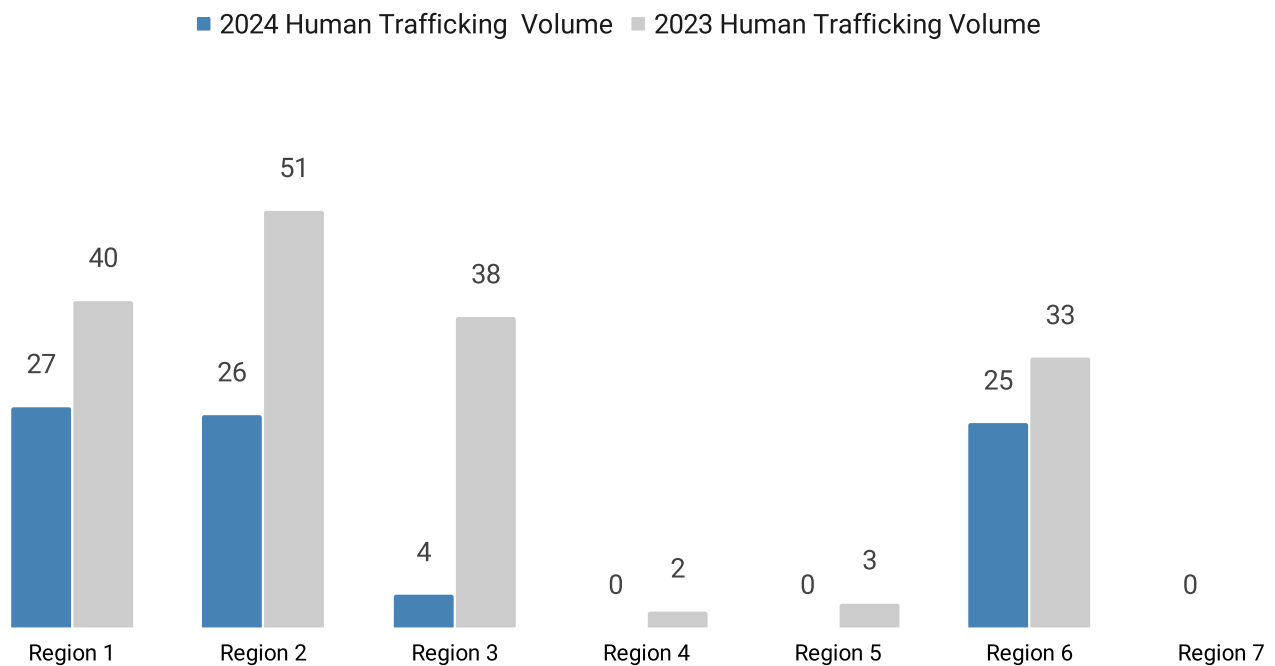
# HUMAN TRAFFICKING

Human Trafficking/Commercial Sex Acts: inducing a person by force, fraud, or coercion to participate in commercial sex acts, or in which the person induced to perform such act(s) has not attained 18 years of age.

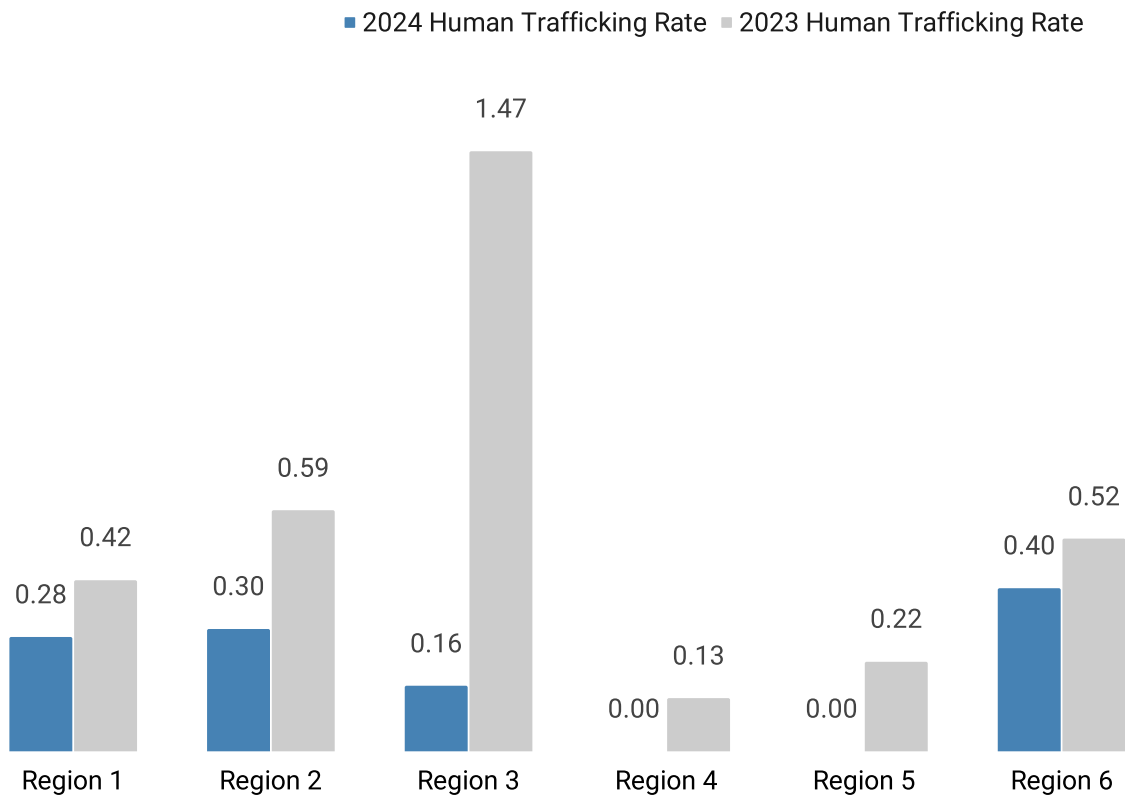
Human Trafficking/Involuntary Servitude: obtaining of a person(s) through recruitment, harboring, transportation, or provision, and subjecting such persons by force, fraud, or coercion into involuntary servitude, peonage, debt bondage, or slavery (not to include commercial sex acts).

Source: FBI, <https://ucr.fbi.gov/crime-in-the-u.s>

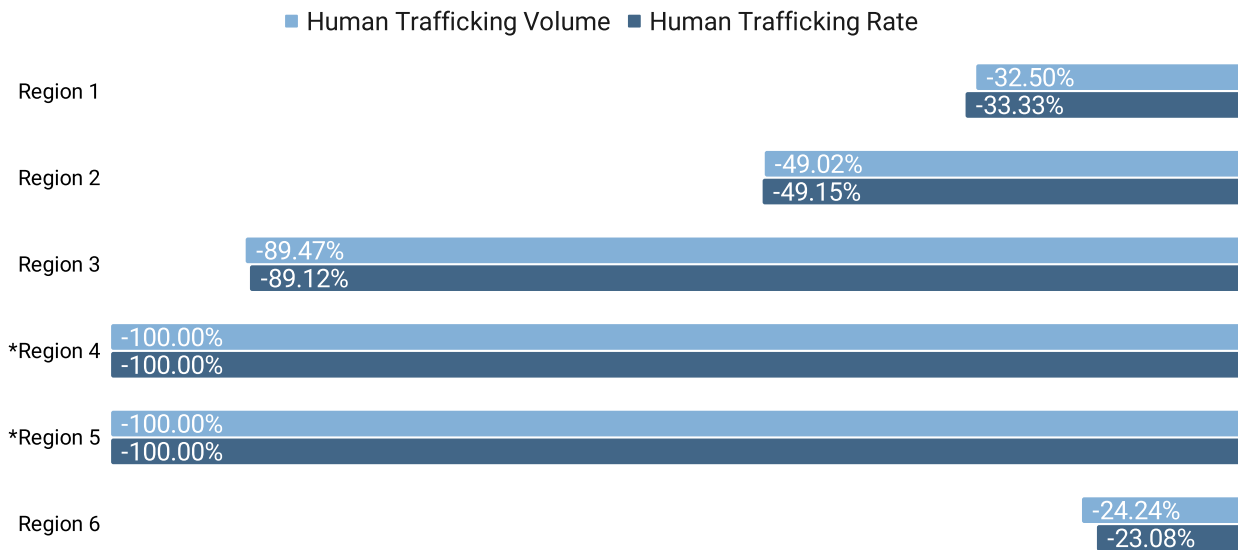
## Q1 2024 vs. Q1 2023: Regional Comparison of Human Trafficking Volume



## Q1 2024 vs. Q1 2023: Regional Comparison of Human Trafficking Rate



## Percent Change in Human Trafficking by Region: Q1 2024 vs Q1 2023



\*Region 4: Incidents fell from 2 to 0.

\*Region 5: Incidents fell from 3 to 0.

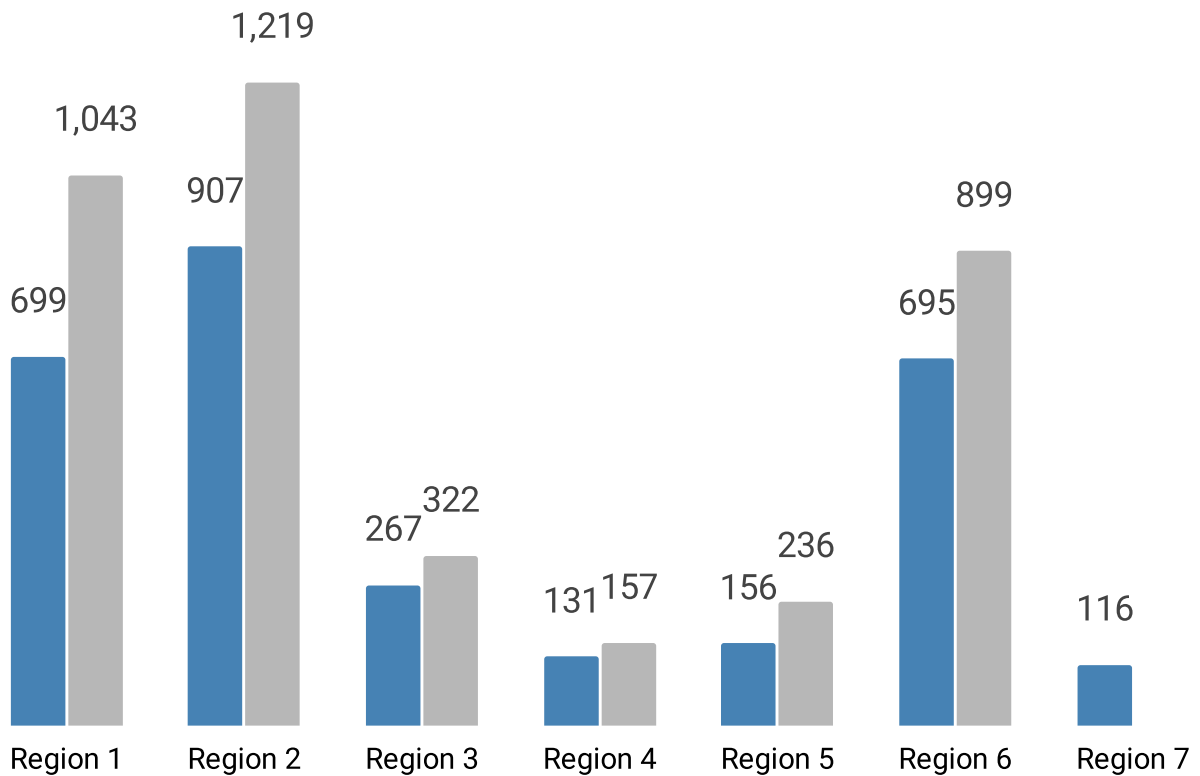
# RAPE

The revised UCR definition of rape in 2017 is penetration, no matter how slight, of the vagina or anus with any body part or object, or oral penetration by a sex organ of another person, without the consent of the victim.

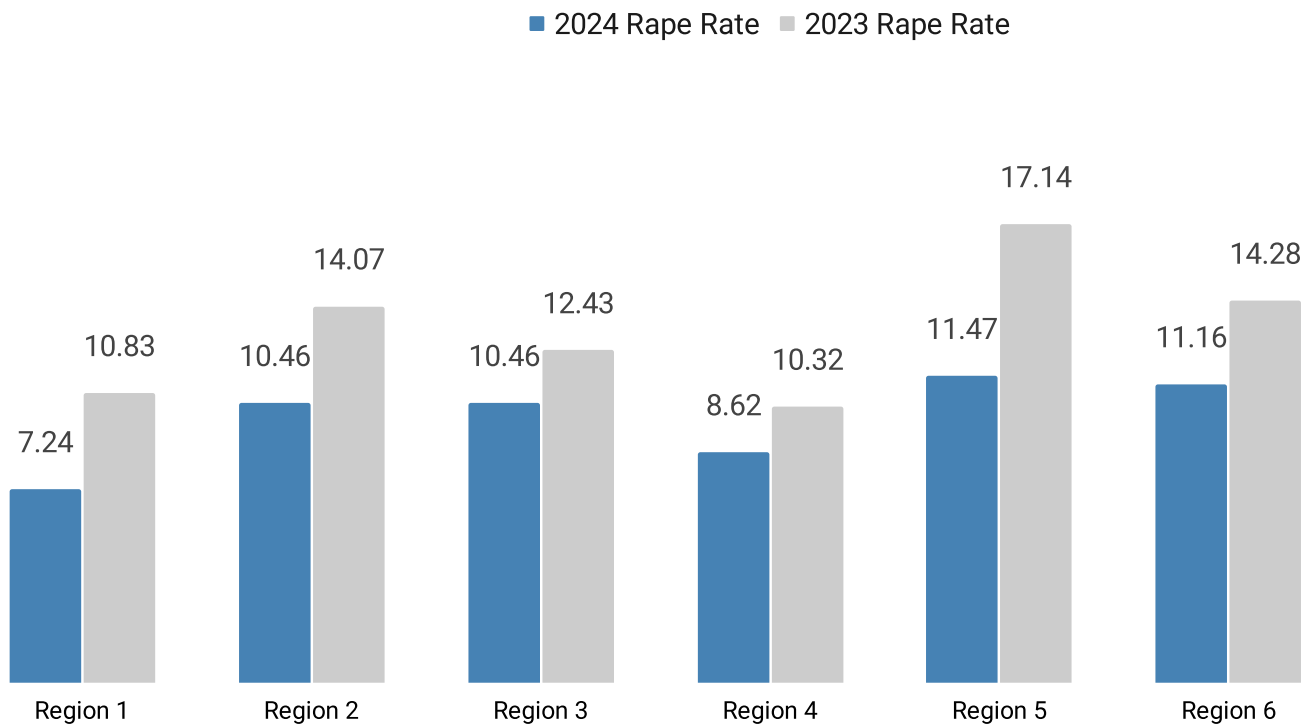
Source: FBI, <https://ucr.fbi.gov/crime-in-the-u.s>

## Q1 2024 vs. Q1 2023: Regional Comparison of Rape Volume

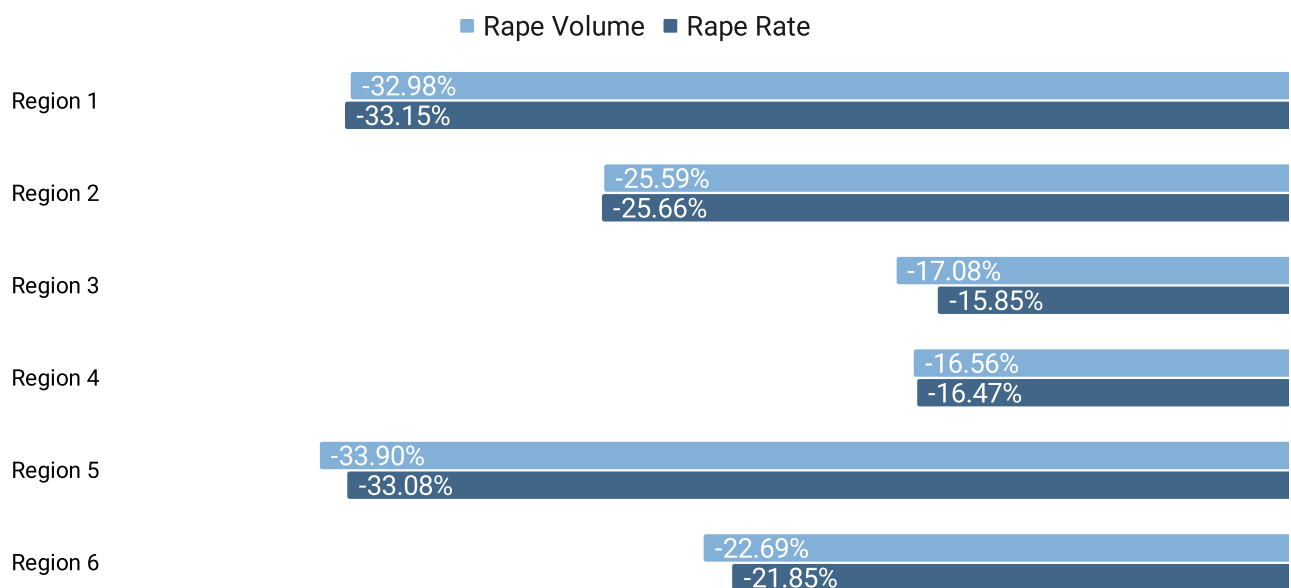
■ 2024 Rape Volume ■ 2023 Rape Volume



## Q1 2024 vs. Q1 2023: Regional Comparison of Rape Rate



## Percent Change in Rape by Region: Q1 2024 vs Q1 2023

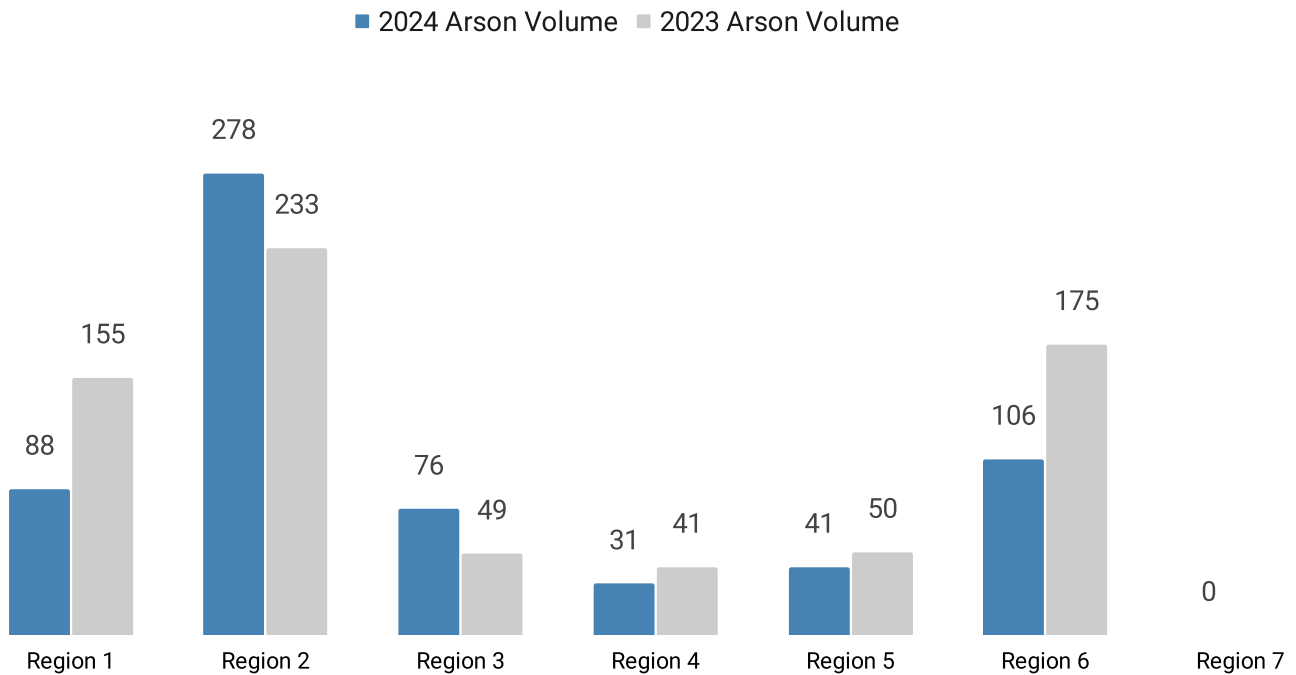


# ARSON

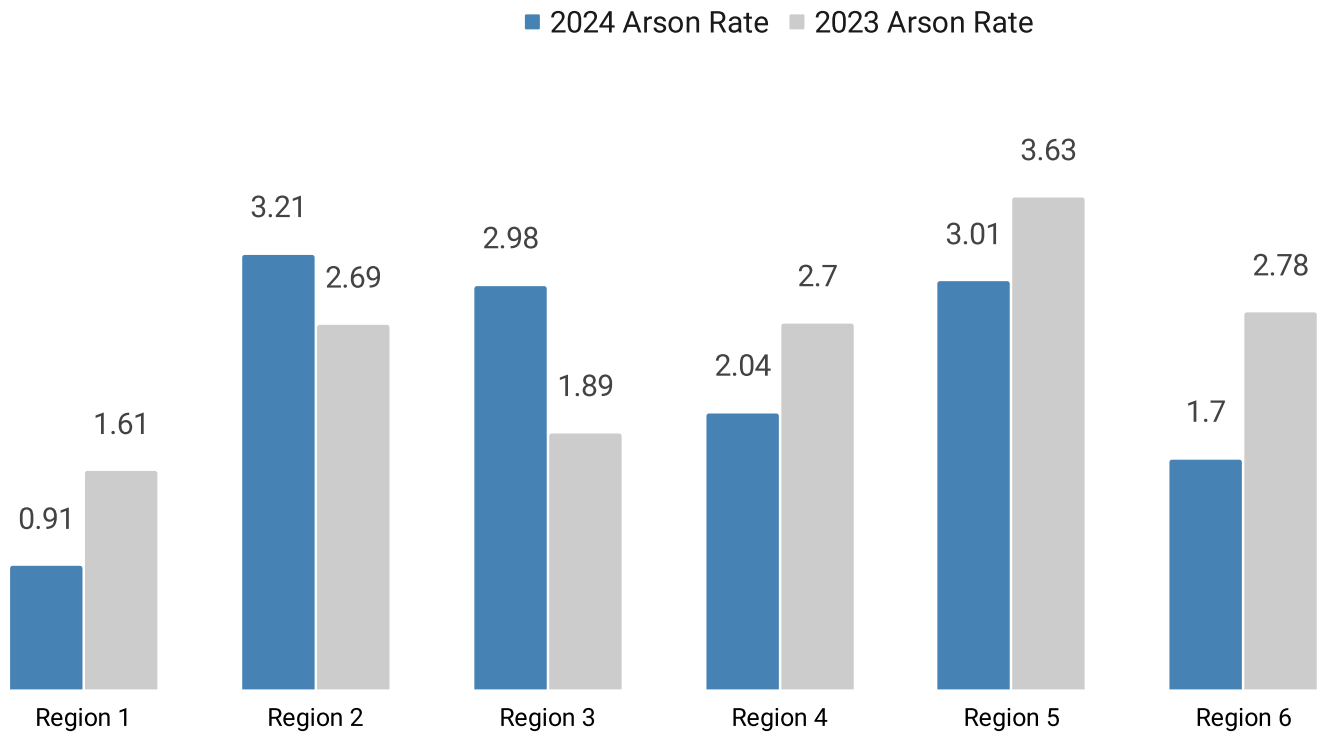
The FBI's Uniform Crime Reporting (UCR) Program defines arson as any willful or malicious burning or attempting to burn, with or without intent to defraud, a dwelling house, public building, motor vehicle or aircraft, personal property of another, etc.

Source: FBI, <https://ucr.fbi.gov/crime-in-the-u.s>

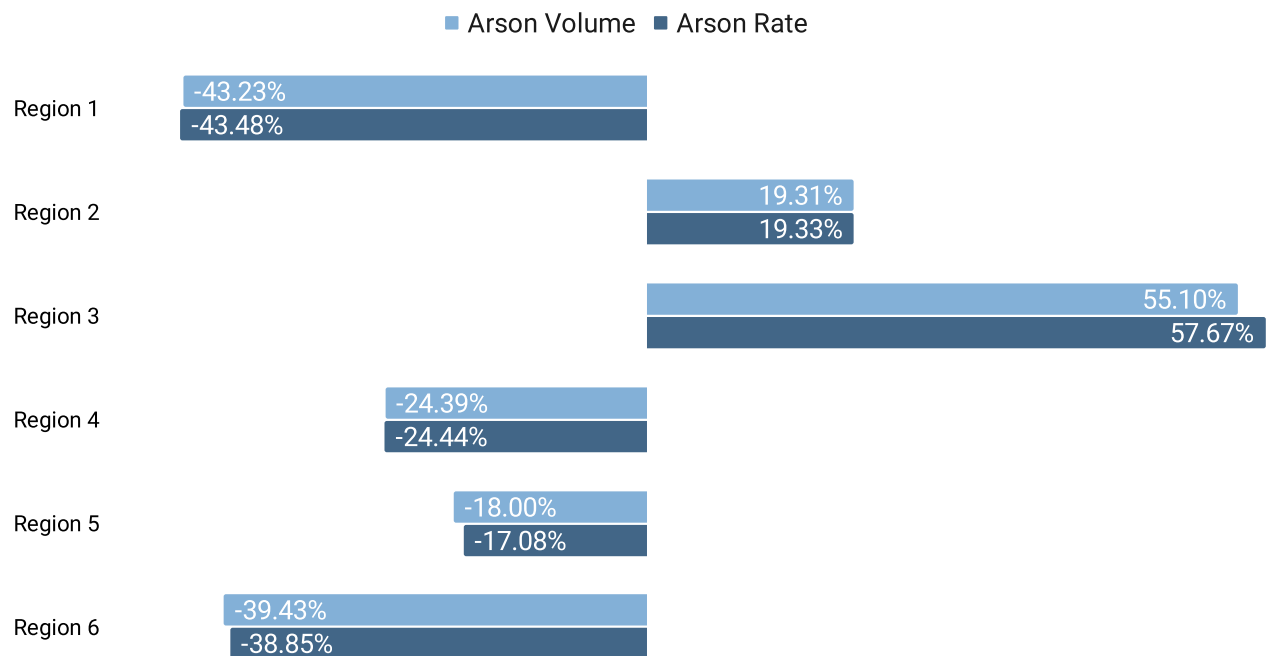
## Q1 2024 vs. Q1 2023: Regional Comparison of Arson Volume



## Q1 2024 vs. Q1 2023: Regional Comparison of Arson Rate



## Percent Change in Arson by Region: Q1 2024 vs Q1 2023



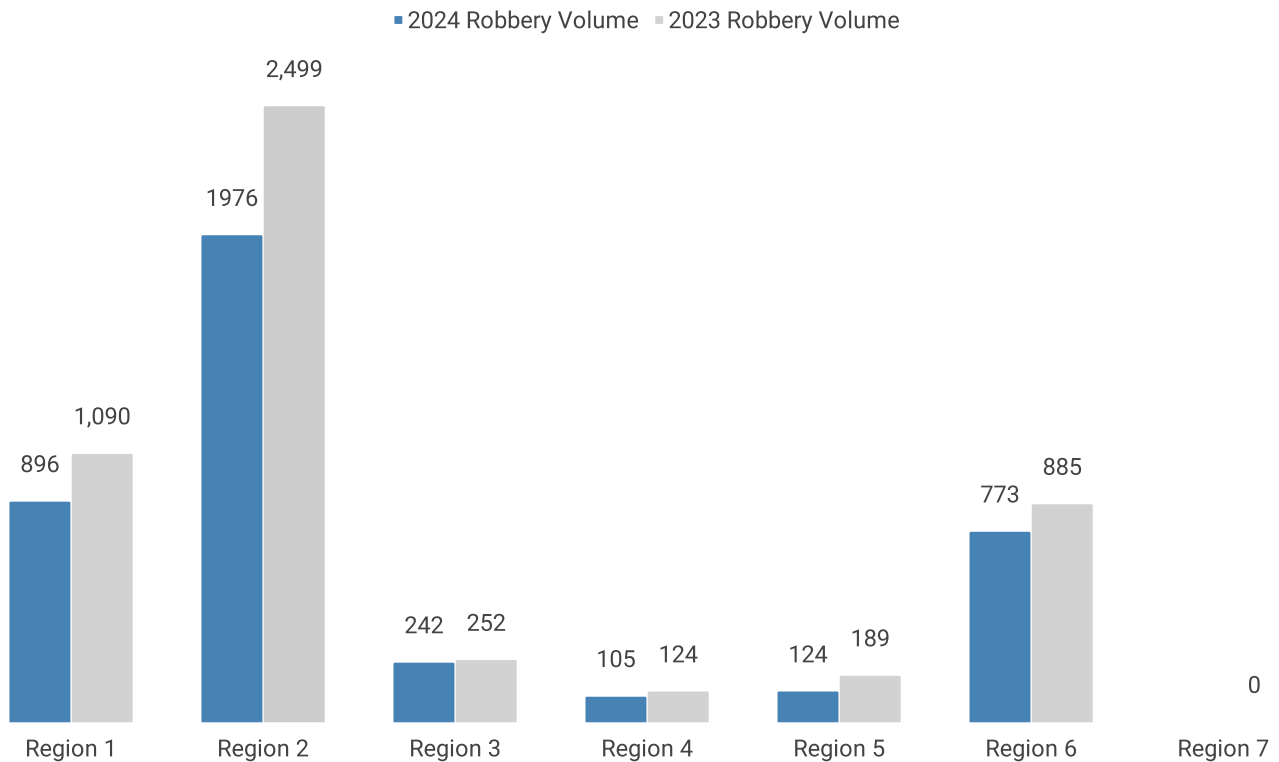


# ROBBERY

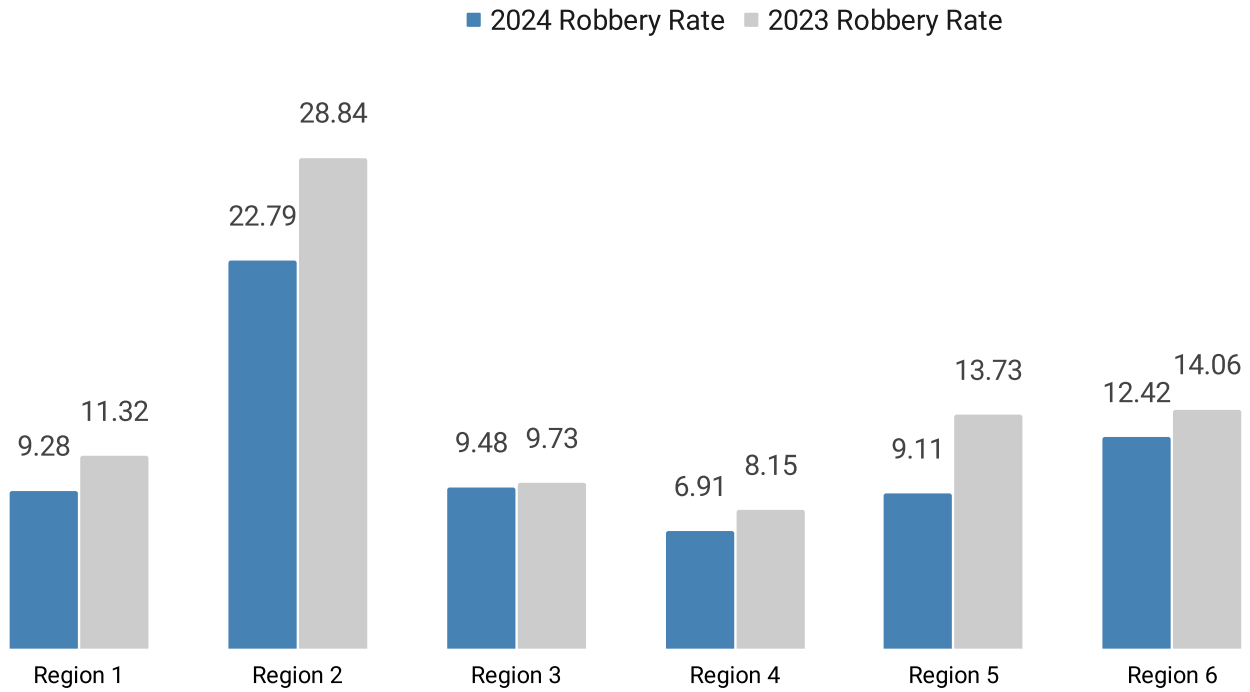
The FBI's Uniform Crime Reporting (UCR) Program defines robbery as the taking or attempting to take anything of value from the care, custody, or control of a person or persons by force or threat of force or violence and/or by putting the victim in fear.

Source: FBI, <https://ucr.fbi.gov/crime-in-the-u.s>

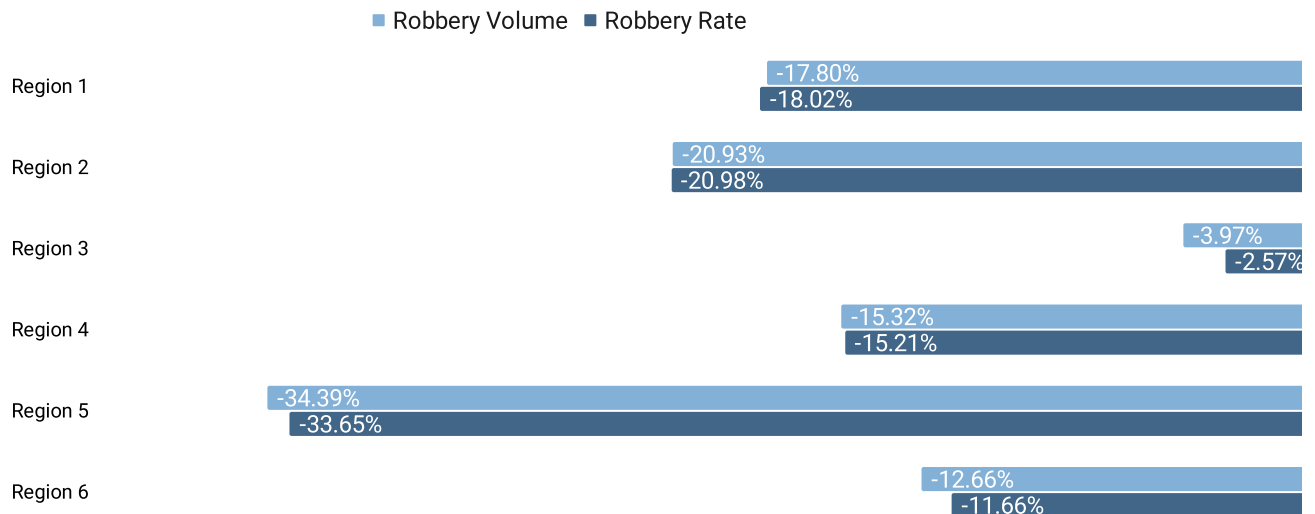
## Q1 2024 vs. Q1 2023: Regional Comparison of Robbery Volume



## Q1 2024 vs. Q1 2023: Regional Comparison of Robbery Rate



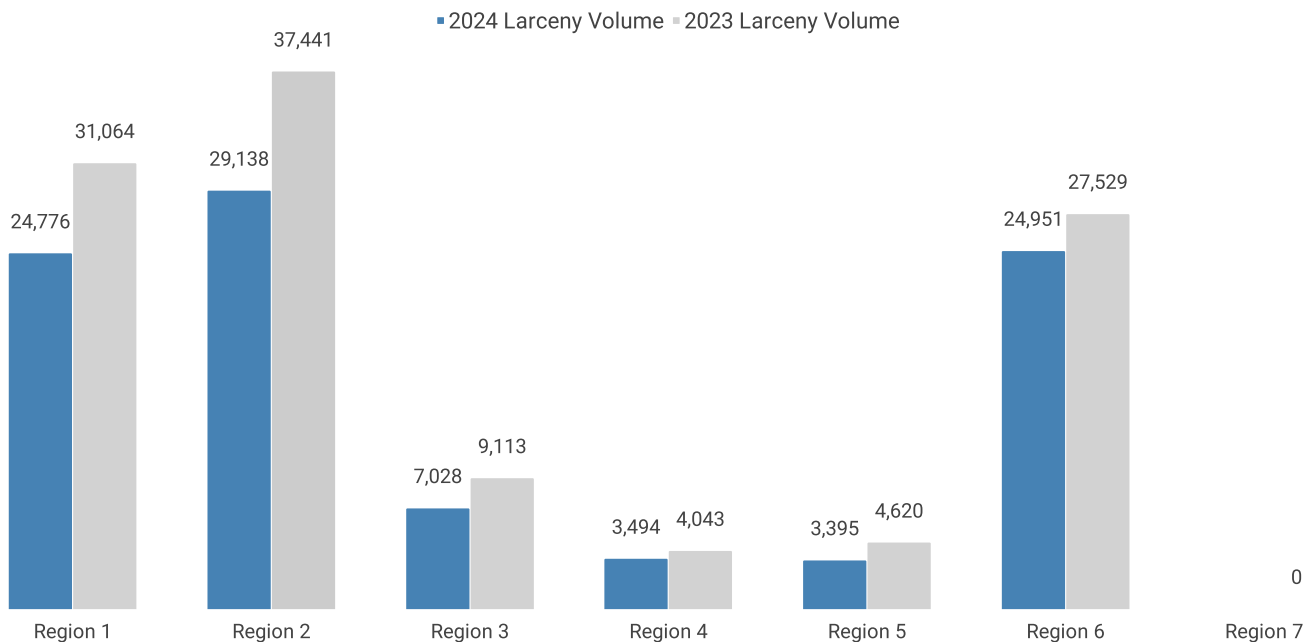
## Percent Change in Robbery by Region: Q1 2024 vs Q1 2023



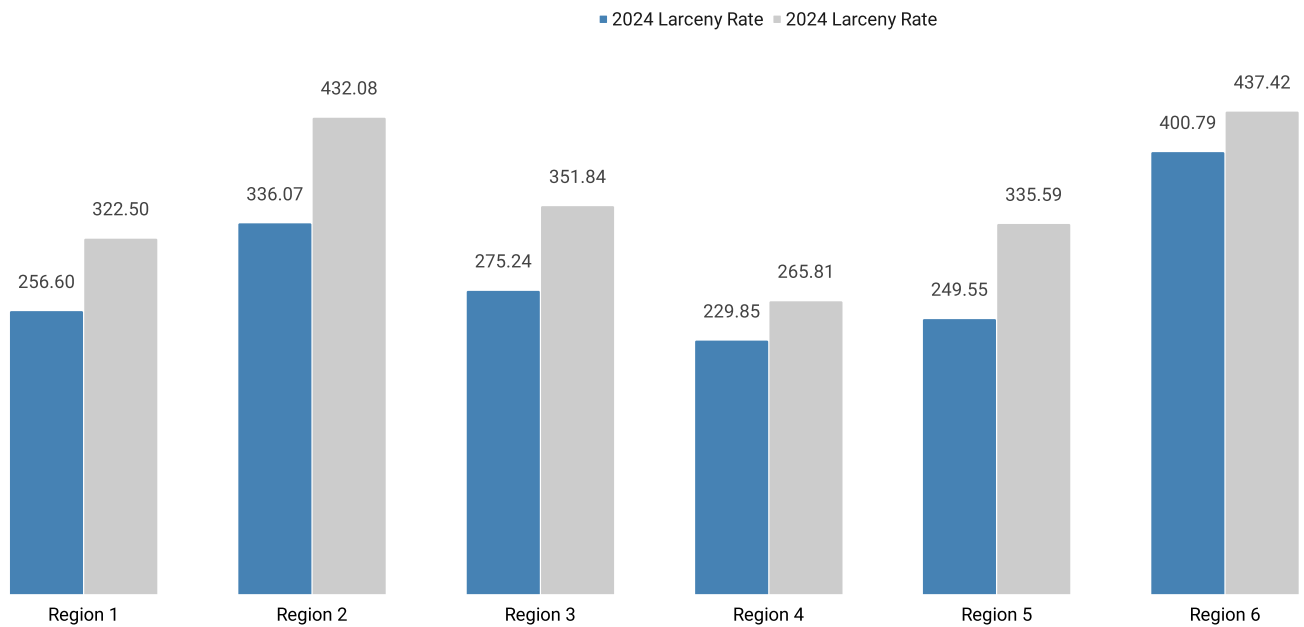
# LARCENY

The FBI's Uniform Crime Reporting (UCR) Program defines larceny-theft as the unlawful taking, carrying, leading, or riding away of property from the possession or constructive possession of another. Examples are thefts of bicycles, thefts of motor vehicle parts and accessories, shoplifting, pocket-picking, or the stealing of any property or article that is not taken by force, violence, or fraud. Attempted larcenies are included in offense totals. Embezzlement, confidence games, forgery, check fraud, etc., are excluded.  
Source: FBI, <https://ucr.fbi.gov/crime-in-the-u.s>

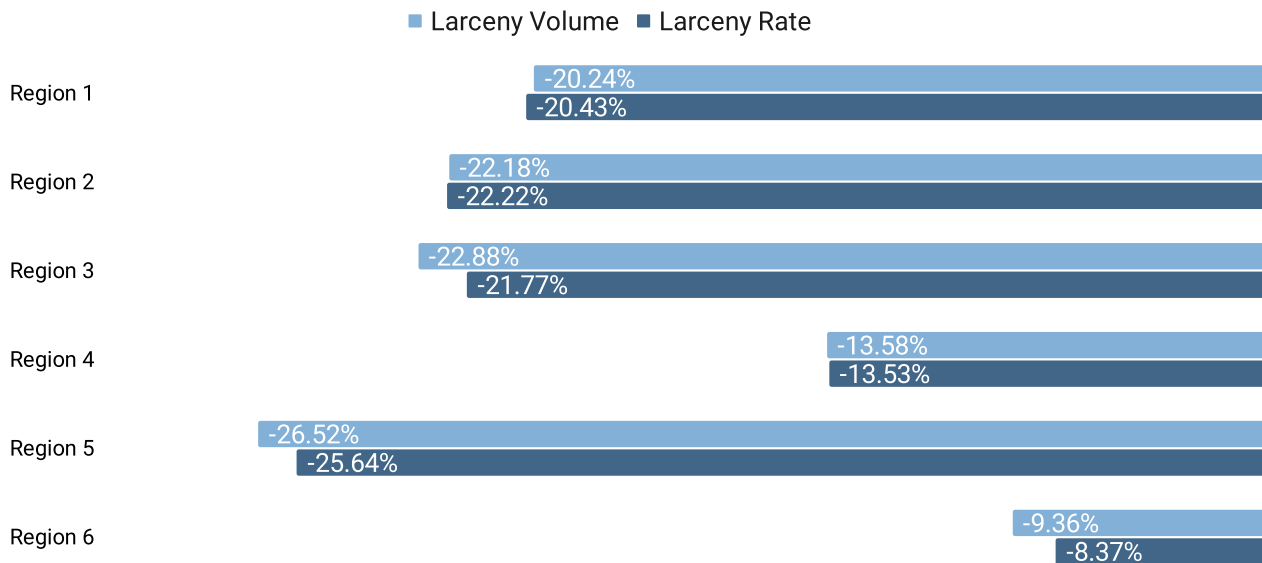
## Q1 2024 vs. Q1 2023: Regional Comparison of Larceny Volume



## Q1 2024 vs. Q1 2023: Regional Comparison of Larceny Rate



## Percent Change in Larceny by Region: Q1 2024 vs Q1 2023

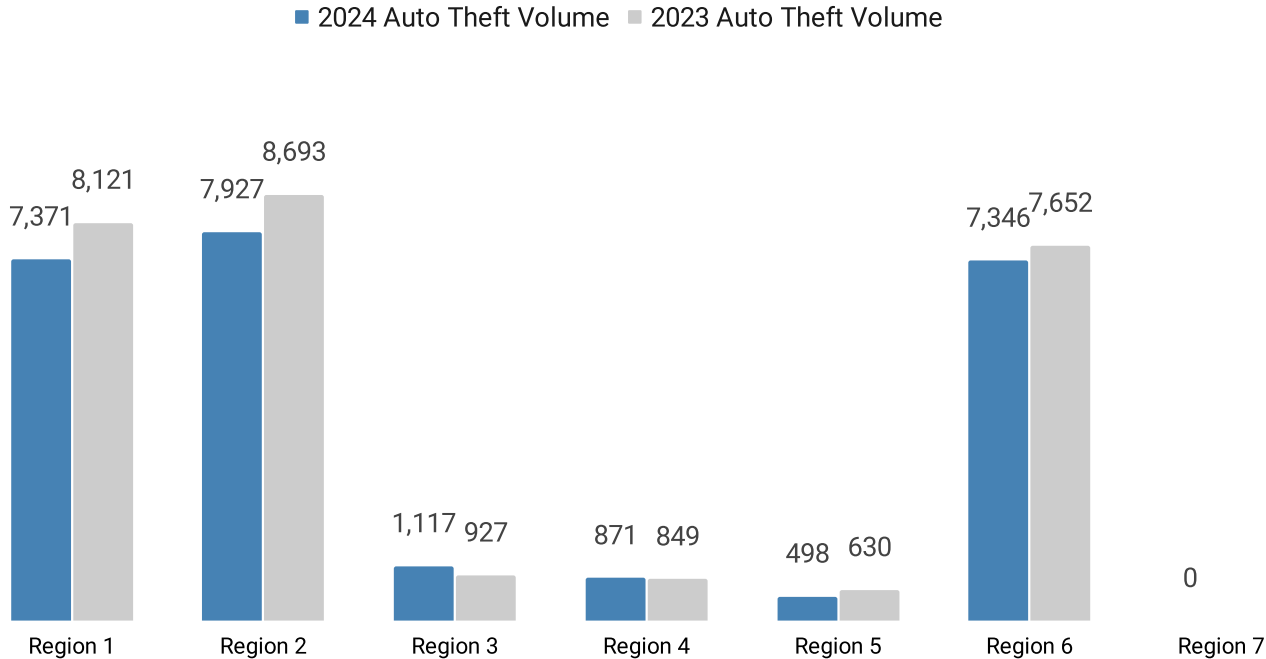


# MOTOR VEHICLE THEFT

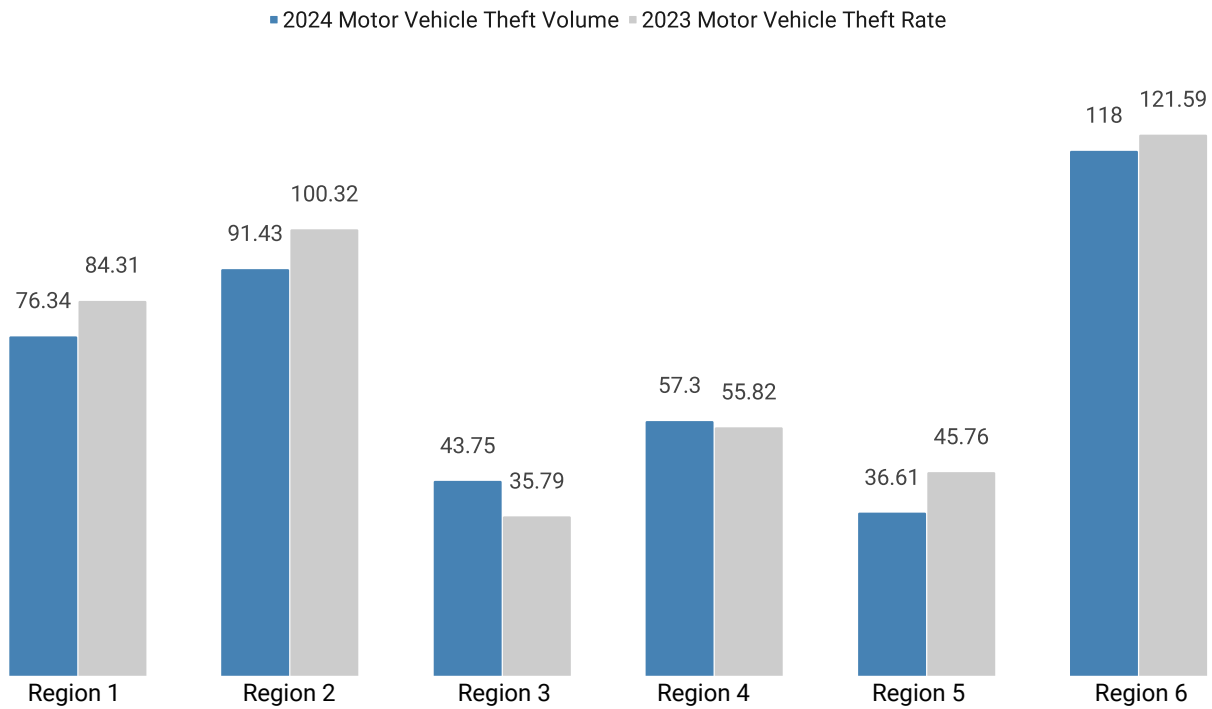
In the FBI's Uniform Crime Reporting (UCR) Program, motor vehicle theft is defined as the theft or attempted theft of a motor vehicle. A motor vehicle is defined in the UCR Program as a self-propelled vehicle that runs on land surfaces and not on rails. Examples of motor vehicles include sport utility vehicles, automobiles, trucks, buses, motorcycles, motor scooters, all-terrain vehicles, and snowmobiles. Motor vehicle theft does not include farm equipment, bulldozers, airplanes, construction equipment, or watercraft such as motorboats, sailboats, houseboats, or jet skis. The taking of a motor vehicle for temporary use by persons having lawful access is excluded from this definition.

Source: FBI, <https://ucr.fbi.gov/crime-in-the-u.s>

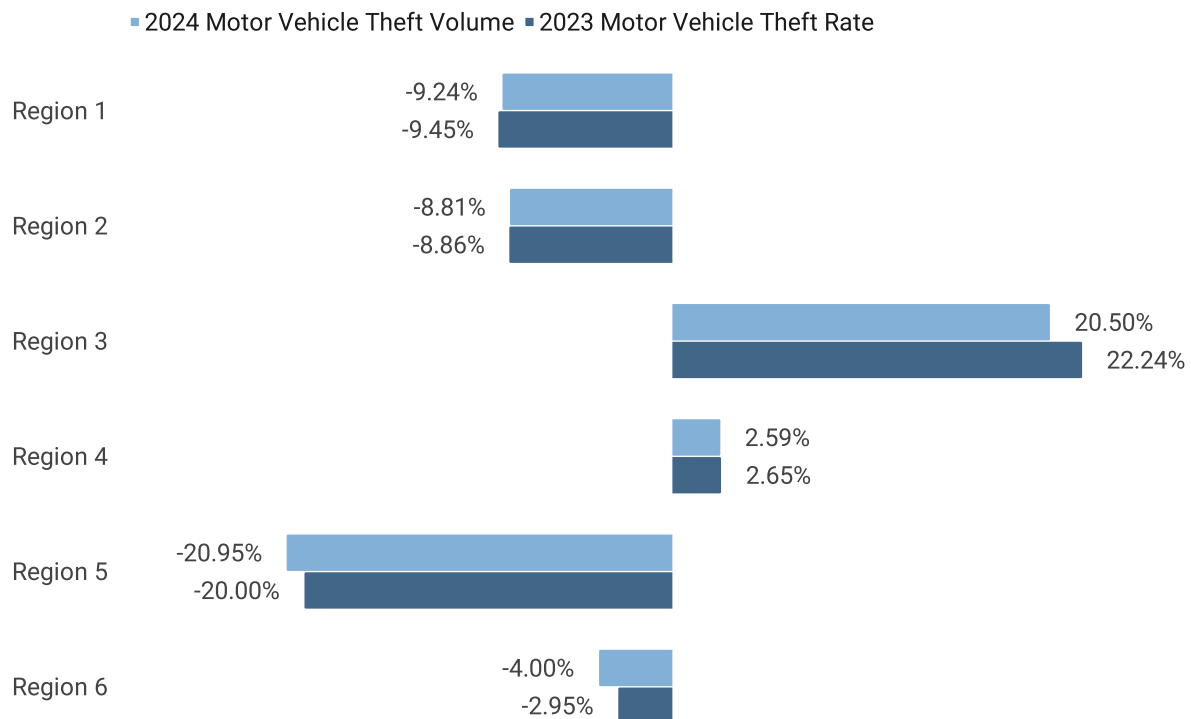
## Q1 2024 vs. Q1 2023: Regional Comparison of Motor Vehicle Theft Volume



## Q1 2024 vs. Q1 2023: Regional Comparison of Motor Vehicle Theft Rate



## Percent Change in Motor Vehicle Theft by Region: Q1 2024 vs Q1 2023

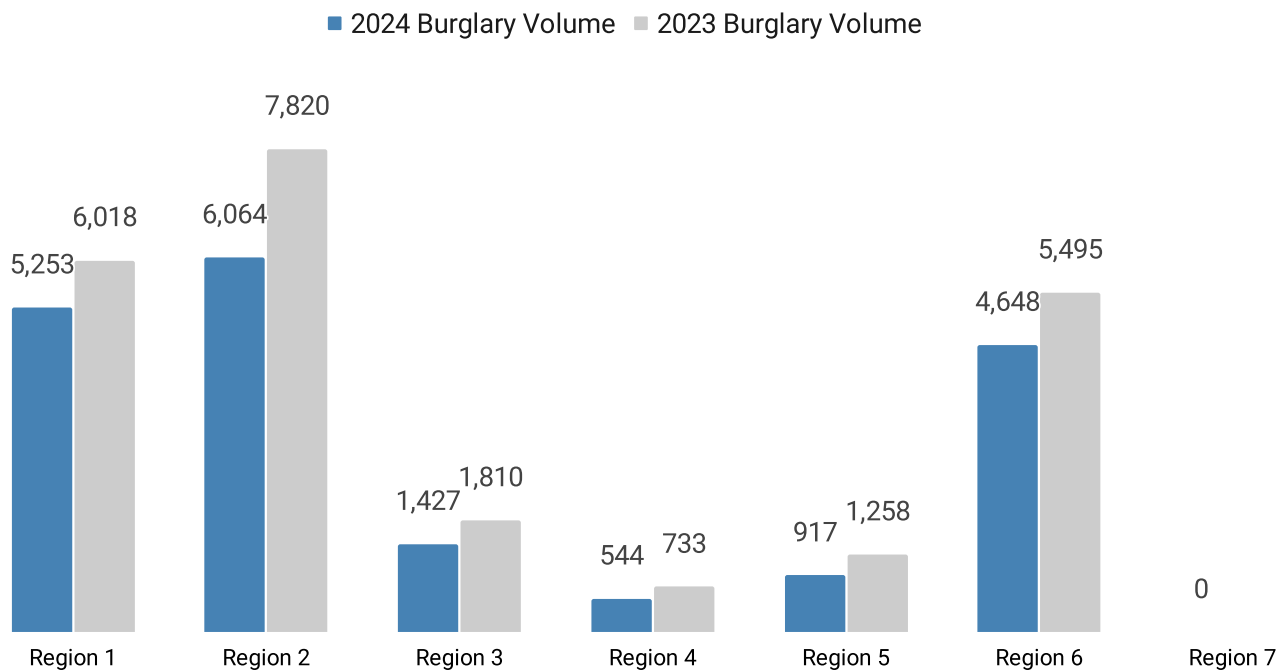


# BURGLARY

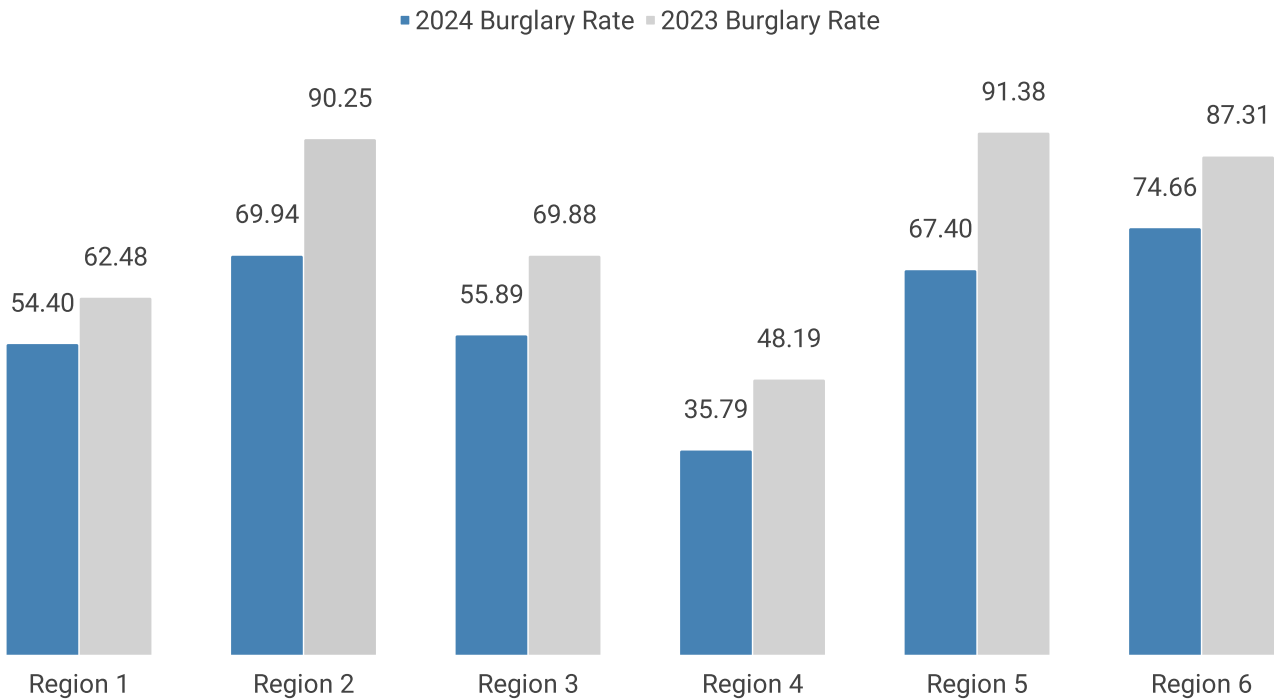
The FBI's Uniform Crime Reporting (UCR) Program defines burglary as the unlawful entry of a structure to commit a felony or theft. To classify an offense as a burglary, the use of force to gain entry need not have occurred.

Source: FBI, <https://ucr.fbi.gov/crime>

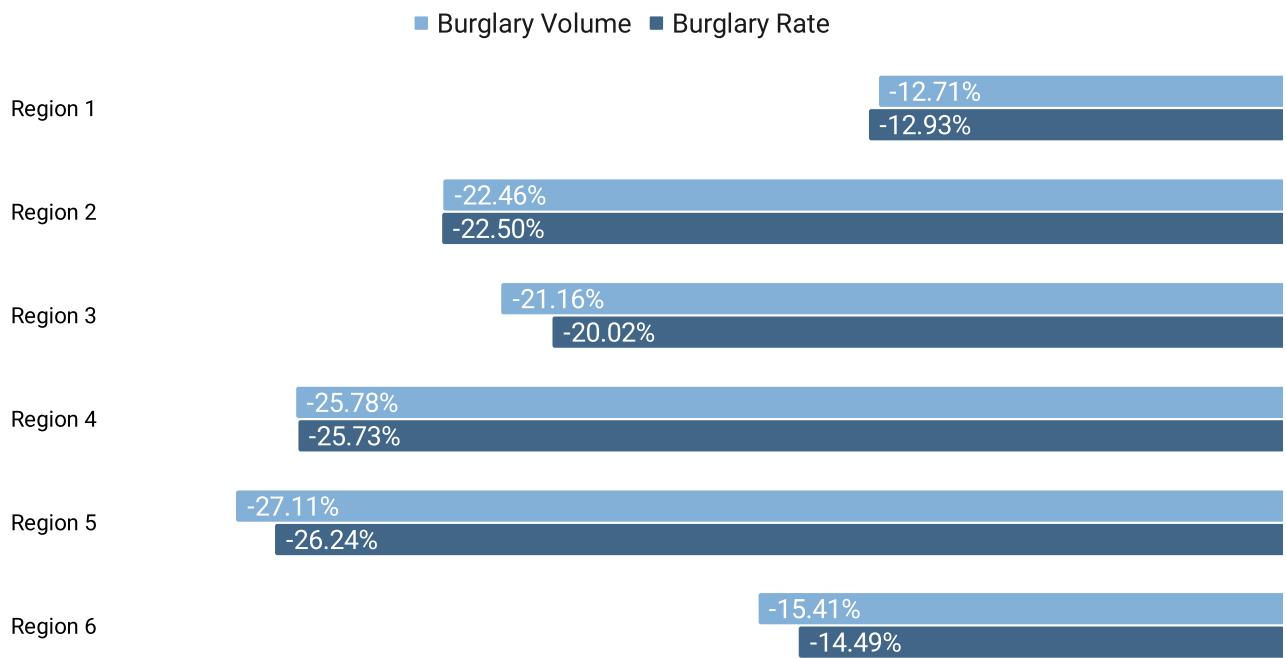
## Q1 2024 vs. Q1 2023: Regional Comparison of Burglary Volume



## Q1 2024 vs. Q1 2023: Regional Comparison of Burglary Rate



## Percent Change in Burglary by Region: Q1 2024 vs Q1 2023





**REPORT**

**END**