



Welcome!

Thank you for being here today.
Class will begin promptly at the scheduled time.

Please enter your name and agency name in the chat

Cameras MUST be ON for TCOLE credit



UCR NIBRS Overview



Objectives

The student will be able to:

- 1. Identify IBR & CAT staff roles and responsibilities.**
- 2. Compare their agency's duties to those of the IBR & CAT staff.**
- 3. Recall where to locate the User manuals and Technical Specification manuals.**
- 4. Recognize NIBRS Basic Reporting Rules, Definitions, and Verbiage.**
- 5. Interpret the import screen information and identify the errors and warnings of a file uploaded.**
- 6. Recall how to use the Report center.**

IBR & CAT staff Roles & Responsibilities

Customer Service Reps - guide agencies through NIBRS certification (testing) process, assist with agency accounts and system issues, assist with agency profile issues, answer questions, and contact agencies on delinquent reports.

Quality Control Analysts - perform quality control checks on NIBRS data, communicate with FBI about data, contact agencies when there are quality control concerns and questions, and generate the Crime in Texas annual report.

Trainers - conduct training both virtually and in-person, answer questions, assist with errors and coding offenses, and perform onsite visits along with one-on-one training.

**IBR
Bureau**

Amy Bailey, SAS Supervisor

Amy.Bailey@dps.texas.gov

512-424-5733

Erica Brown, CSR Supervisor

Erica.Brown@dps.texas.gov

512-424-5376

Brian Isaac, IBR Manager

Brian.Isaac@dps.texas.gov

512-424-7893

CAT Bureau Training Specialists

Jennifer Bushee
IBR Training Asst. Coordinator
jennifer.bushee@dps.texas.gov
512-217-9784

Alejandra (Alex) Martinez
alejandra.martinez@dps.texas.gov
512-424-2911

Jaimee Mayes
jaimee.mayes@dps.texas.gov
512-424-2460

Shawna Goerlitz
shawna.goerlitz@dps.texas.gov
512-424-2502

Valerie De Angeli
valerie.deangeli@dps.texas.gov
512-424-2025

**Compliance
&
Training
Bureau**

Maggie Walker

Training & Development Supervisor

Maggie.Walker@dps.texas.gov

512-424-0334

Carlos Ramirez

Compliance and Training Manager

Carlos.ramirez@dps.texas.gov

512-424-7384

IBR Responsibilities

- ❖ **Store NIBRS data and maintains agency profiles**
- ❖ **Publish the Crime in Texas (CIT) yearly report**
- ❖ **Maintain the CIT Online website**
- ❖ **Communicate when the system is down or when updates are available**
- ❖ **Provide reports, training, and support**
- ❖ **Answer questions**
- ❖ **Submit data to the FBI for quality control and publication**
- ❖ **Ensure quality control of the data**
- ❖ **Contact agencies when reports are delinquent**
- ❖ **Test/Retest agencies for certifications**

TX House Bill 4879

- ▶ **In June 2023, the 88th Legislature passed House Bill 4879, ushering in a new era of incident-based reporting.**
- ▶ **HB 4879 modifies Government Code 411.054 to make NIBRS (National Incident-Based Reporting System) submissions to the Uniform Crime Reporting (UCR) program mandatory.**
- ▶ **ALL local law enforcement agencies must:**
 - 1. Adopt a NIBRS-compliant RMS (Records Management System).**
 - 2. Submit monthly NIBRS data to DPS UCR program using their ORI or file a 'zero report' for months with no reportable NIBRS incidents.**

The Responsibilities of Reporting Agencies



- ❖ **HB 4879, effective Sept 1st, 2023**
- ❖ **Ensure accuracy of the data being submitted by the agency**
- ❖ **Make corrections and update incidents**
- ❖ **Submit flat files by the 10th of the following month**
- ❖ **Submit one NIBRS file per month unless directed by the IBR staff**
- ❖ **Maintain communication between your vendor and the IBR staff.**
- ❖ **Contact IBR when:**
 - ❖ **Agency's UCR point of contact changes**
 - ❖ **RMS vendor or product changes**
 - ❖ **Reporting Issues Occur (i.e., high error rates)**

Uniform Crime Reporting

IBR (incident-based reporting) Bureau

512-424-2091

NIBRS@dps.texas.gov

Learning Check

Who is the person to contact to assist you with account issues in the IBR online system?

A - Quality Control Analyst

B - Training Specialist

C - Customer Service Representative

Learning Check

True or False

To be compliant, you can send all your monthly reports at the end of the year.



NIBRS versions

Updating the Implementation Cadence for NIBRS Enhancements



FBI Deadlines



IBR staff will initiate and communicate any exceptions to this guideline

Grants

CJD oversees the distribution of discretionary funds from the state's allocation of Justice Assistance Grants (JAG) to eligible agencies.

One of the qualifications for funding eligibility is participation in the UCR program.

To qualify as a UCR reporter, agencies must have sent the UCR program data, including zero reports, for each month for the year in question.

What steps can be taken to remain grant eligible?

1. Each local law enforcement agency (LEA) should ensure timely and accurate reporting to the UCR program.

Reports are to be submitted by the 10th of the month. You should have a designated person to submit reports and a backup for that person.

2. LEAs should communicate with the state UCR program any time they experience technical issues that may affect their NIBRS submissions.

3. City and County officials should be aware of grant funding requirements and have monitoring in place to ensure compliance.



Uniform Crime Reporting Program (UCR) Overview

The objective of the Uniform Crime Reporting program is to produce reliable crime statistics for law enforcement administration, operation, and management. This information is also available as a measure of the fluctuations in the type and volume of crime in Texas through the collection of data on the ten serious Index Crime Offenses.

INDEX

- [History of UCR](#)
- [NIBRS](#)
- [Additional UCR Texas-Centric Collections](#)
- [State of Texas UCR Important Links](#)

History of UCR

National UCR Program

Overtime, modifications to the original NIBRS collection were necessary to ensure accurate capture of additional information to include:

- 1920's - After recognizing a need for national crime statistics, the IACP formed the Committee on Uniform Crime Records to develop a system of uniform crime statistics.
- 1929 - After studying state criminal codes and making an evaluation of the recordkeeping practices in use, the committee completed a plan for crime reporting that became the foundation of the national UCR Program.
- 1979 - By congressional mandate, arson was added as a Part I offense category for Summary Reporting System (SPS)

[Uniform Crime Reporting Program \(UCR\) Menu](#)

[Uniform Crime Reporting Program \(UCR\)](#)

[NIBRS Technical Documentation](#)

[Texas Incident-Based Reporting Agencies](#)

[Texas Incident-Based Reporting Vendors](#)

[Back to Crime Records Home](#) >

NIBRS Technical Documentation

This page was developed for agencies and vendors to understand the current specifications used and accepted by the Department, as well as the most up to date information on user manuals and plans for transition. If you have questions regarding the information provided below, please email [NIBRS](#).

NIBRS Technical Specifications

The Department currently accepts the following NIBRS flat file versions:

Version	Document Name
2023.0	NIBRS Technical Specification Document (PDF)
2019.2.1	NIBRS Technical Specification Document (PDF)

NIBRS User Manual

The Department is currently utilizing the FBI's NIBRS User Manual:

Version	Document Name
2023.0	NIBRS User Manual (PDF)
2021.1	NIBRS User Manual (PDF)

Hate Crime Manual

The Hate Crime User Manual was originally published by the FBI in 2012, and then recently updated in March of 2022. It contains useful information about classifying Hate Crimes. Law Enforcement Agencies can also reference additional information related to reporting Hate Crime incidents under Resources by logging into the UCR portal.

[Hate Crime Data Collection Guidelines and Training Manual \(PDF\)](#)

Cargo Theft Manual

The Cargo Theft User Manual was published by the FBI in 2013 and contains useful information about classifying Cargo Theft. Updates were made in 2018 to the NIBRS 2019.1 guidelines; adding **26F = Identity Theft** and **26G = Hacking-Computer Invasion**. Law Enforcement Agencies can also reference the most current NIBRS User Manual and NIBRS Technical Specifications manual that can be found above on this page under the NIBRS Technical Specification Documents.

[Cargo Theft User Manual \(PDF\)](#)

XML Specifications

The Department has deployed a new UCR system, which includes the functionality for receiving XML submissions from local agencies. Technical specifications for IEPD submissions are as follows:

Version	Document Name
	IEPD Files (ZIP)
1.0	Read Me (PDF)
1.0	Getting Started (PDF)
1.0	Interface Control Document (ICD) (PDF)
2023.0	NIBRS XML Development Guide (PDF)

Segment Level 8 & 9

This Segment Level 8 & 9 User Manual is a guide for vendors and law enforcement agencies who submit Texas-specific mandated-reporting information with their NIBRS data to the Uniform Crime Reporting (UCR) program.

The Department has developed our UCR system to mimic the national UCR program and these specifications are provided for "Texas-Centric" data collection and quality control. The UCR Texas Centric Technical Specifications and Error Codes Manual is intended to be an addendum to the FBI Technical Specifications and is specifically designed for Texas data and Texas law enforcement.

Texas-specific submissions include Sexual Assault, Drug Seizures, and Family Violence. Texas law mandates all law enforcement submit this Texas-specific data to TxDPS. Drug Seizures and Family Violence submissions are included in the Segment Level 8 portion of the NIBRS flat file, while Sexual Assault submissions are included in the Segment Level 9 portion. TxDPS still accepts Sexual Assault reporting via separate flat file, which is covered in the section below.

Version	Document Name	Last Revision
2023	UCR Texas Centric Technical Specifications and Error Codes (PDF)	06/23/2023
2020	UCR Texas Centric Technical Specifications and Error Codes (PDF)	10/25/2022
2023	UCR Texas Centric Segment 8 & 9 Flat File Layout (XLSX)	06/23/2023
2020	UCR Texas Centric Segment 8 & 9 Flat File Layout (XLSX)	02/21/2020

Texas UCR Offense Code Table

The UCR Offense Code Table facilitates the offense codification as it relates from State laws to Summary Reporting (SRS) and National Incident-Based Reporting (NIBRS). The information contained in this workbook is intended for law enforcement agencies and their RMS vendors to incorporate into their software as a guideline for the creation of their code tables. These codes will assist users in selecting the proper codes for offenses being reported to the state UCR program.

With the release of The Version 19 Offense Codes from CJIS effective 09/01/2023 there were updates to the Texas UCR Offense Code Table.

Updated as of 03/12/2024.

Texas UCR Offense Code Table (XLSX)

64110027	TRAFFICK CHILD/DISABLED INDV W/INT FORCE LABOR	20A.02(a)(5)	PC	64A, 64B, 40A, 40B, 40C
64110028	TRAFFICK CHILD/DISABLED INDV INT FRC LBR BENEF	20A.02(a)(6)	PC	64A, 64B, 40A, 40B, 40C
64110029	TRAFFICK CHILD/DISABLED INDV ENGAGE CNDCT/SEXL	20A.02(a)(7)	PC	64A, 64B, 40A, 40B, 40C
64110030	TRAFFIC CHLD/DISABLE INDV ENGAGE CNDCT/SEX/BEN	20A.02(a)(8)	PC	64A, 64B, 40A, 40B, 40C
64110031	TRAFFIC CHILD/DISABLED INDV PROST/FORCED LABOR	20A.02(b)(1)	PC	64A, 64B, 40A, 40B, 40C
64110032	TRAFFICKING A PERSON CAUSING SBI OR DEATH	20A.02(b)(2)	PC	64A, 64B, 40A, 40B, 40C
64110033	TRAFFICKING PERSON EXHIBIT DEADLY WEAPON	20A.02(b)(4)(A)	PC	64A, 64B, 40A, 40B, 40C
64110034	TRAFFICKING PERSON IMPEDE BREATHING/CIRCULATION	20A.02(b)(4)(B)	PC	64A, 64B, 40A, 40B, 40C
64110035	TRAFFICKING PERSON FROM SHELTER	20A.02(b)(4)(C)	PC	64A, 64B, 40A, 40B, 40C
64110036	TRAF PER SCHL/DET/COR/SHTR/COM CNT/CHLD-CR IAT	20A.02(b-1)	PC	64A, 64B, 40A, 40B, 40C
64110037	SMUGGLING OF PERSONS: RELATIVE/FAMILY	20.05(b-2)	PC	90Z

Learning Check

True or False

You can only get the NIBRS users manuals from the FBI website.

I don't need to download new manuals whenever the versions change.





UCR is...

A collective effort on the part of city, county, state, tribal, and federal law enforcement agencies to present a nationwide view of crime based upon statistics. (common language)

NIBRS programming included some of the Texas mandated reports

Family Violence

Drug Seizure

Hate Crime

Sexual Assault is also mandated and be included in your NIBRS file with segment 9 programming.

Manual entry method for Texas sexual assault reports will be sunset.

What Counts?

- ❖ **Calls for Service**
- ❖ **Complaints**
- ❖ **Investigations**

We do not want findings from:

- ❖ **Court**
- ❖ **Coroner**
- ❖ **Jury**
- ❖ **Decision of a Prosecutor**

NIBRS Codes

- ❖ CRIMES AGAINST PERSONS**
- ❖ CRIMES AGAINST PROPERTY**
- ❖ CRIMES AGAINST SOCIETY**

24 Group A crime offense categories
52 specific Group A crimes

7 Group B offense categories

Offense	NIBRS Offense Code	Crime Against Category
Arson	200	Property
Assault Offenses	13 A-C	Person
Bribery	510	Property
Burglary/Breaking and Entering	220	Property
Counterfeiting/Forgery	250	Property
Destruction/Damage/Vandalism of Property	290	Property
Drug/Narcotic Offenses	35 A-B	Society
Embezzlement	270	Property
Extortion/Blackmail	210	Property
Fraud Offenses	26 A-E	Property
Gambling Offenses	39 A-D	Society
Homicide Offenses	09 A-C	Person

Offense	NIBRS Offense Code	Crime Against Category
Human Trafficking	64 A-B	Person
Kidnapping/Abduction	100	Person
Larceny/Theft Offenses	23 A-H	Property
Motor Vehicle Theft	240	Property
Pornography/Obscene Material	370	Society
Prostitution Offenses	40 A-C	Society
Robbery	120	Property
Sex Offenses (Non-consenting)	11 A-D	Person
Sex Offenses (Non-forcible)	36 A	Person
Stolen Property Offenses	280	Property
Weapons Law Violations	520	Society

36B – Statutory Rape

We have removed 36B. There is no Texas law to support this NIBRS code. Whichever penal code the officer uses should translate to 11A, 11B, or 11C or a combination of those.

FBI definition of the Statutory Rape

Non-Forcible sexual intercourse with a person who is under the statutory age of consent. There is no force or coercion used in Statutory Rape; the act is not an attack. LEAs should classify an offense as Statutory Rape based on the state's Statutory Rape Laws and the findings of the LEA's investigation.

Offense	NIBRS Offense Code	Crime Against Category
Curfew/Loitering/Vagrancy Violation	90B	Society
Disorderly Conduct	90C	Society
Driving Under the Influence	90D	Society
Family Offenses, Nonviolent	90F	Society
Liquor Law Violation	90G	Society
Trespass of Real Property	90J	Society
All Other Offenses Bad Checks, Drunkenness, Peeping Tom	90Z	Society

Group A offenses

When a Group A offense is prefixed by:

- ❖ **Accessory Before/After the Fact**
- ❖ **Aiding/Abetting**
- ❖ **Conspiracy to Commit**
- ❖ **Facilitation of**
- ❖ **Solicitation to Commit**
- ❖ **Threat to Commit, etc.**
- ❖ **Enticement**

Report as a 90Z

Learning Check

True or False

You should code your offense based on what your DA/Prosecutor charges the offender with.

You should report a Public Intoxication as a NIBRS 90E, Drunkenness.



NIBRS Verbiage

Unfounded

An agency will receive a complaint that is determined through investigation to be false or baseless. In other words, no crime occurred. If the investigation shows no offense occurred nor was attempted, then the offense is deemed unfounded.

The recovery of stolen property, the low value of the stolen property, the refusal of the victim to cooperate with the prosecution, or the failure to make an arrest does not unfound a legitimate offense. Also, the findings of a coroner, court, jury, or prosecutor do not unfound offenses or attempts that law enforcement investigations establish to be legitimate.

NIBRS Rules

Jurisdiction Guidelines

Agencies report only those arrests made for offenses committed within their own jurisdictions

This includes warrant arrests (only report those arrests in which the warrant originated with your agency)

The recovery of property is reported only by the jurisdiction from which it was reported stolen.

The agency that made the arrest may have possession of the stolen property to report.

Jurisdiction Guidelines Example

Deputy Barney Fife stopped a speeder in his city of Mayberry.

After running the plate, he finds out the car was stolen from the city of Pine Valley.

Deputy Fife then arrests the driver and impounds the car.

He calls Pine Valley PD and lets them know the car has been recovered.

Jurisdiction Guidelines Example

Mayberry will report the 280 with no property.

The LEA would report a 280 = Stolen Property offense and shows the property loss code of 1 = none.

Criminal Activity (3)

Agencies must report the type of criminal activity: B = Buying/Receiving, D = Distributing/Selling, P = Possessing/Concealing, T = Transporting/Transmitting/Importing

What if there was a warrant from another agency?

Deputy Fife would take the driver in on the warrant and impound the car.

Mayberry does not report any of this in their NIBRS report.

NIBRS Rule

Separation of Time and Place

If there is a separation of time and place between the commission of several crimes, each will be handled as a separate incident and will be classified and scored individually

Separation of Time and Place

The time interval between the offenses and the distance between the locations where they occurred were significant

A thief breaks into a car on May St.

He then goes over to the next block and breaks into a car on James St.

He then walks 3 blocks over to a parking lot and breaks into a car.

Each one of these acts of theft is happening in different places. It is the same thief committing the same crime but at different locations. The agency should create 3 different incidents.

NIBRS Rules

Acting in Concert

All offenders actually commit or assist in the commission of a crime(s) in an incident.

If the offenders did not act in concert, then there is more than one incident to report

Acting in Concert Example

Two offenders robbed a bar, forcing the bartender to surrender money from the cash register at gunpoint. One robber also took money and jewelry from customers at the bar. The other robber went searching in the back for a safe and more customers. He found a female customer in the restroom and raped her. He then returned to the front and both robbers left.

In this example, there were two incidents: one involving **120 = Robbery with two offenders. The other involves **11A = Rape** because the offenders were not acting in concert in both offenses.**

NIBRS Rule

Hotel Rule

If a number of units under a single manager are burglarized, score as ONE offense

Hotels / Motels

Lodging Houses

Lodging of Transients

Temporary Rental Storage

Mini-storage Facilities

Hotel Rule Example

A burglar uses a crowbar and bolt cutters to enter 11 rented storage units in a self-storage building. The manager of facility reported the incident to the police.

You should report:

220 = Burglary/Breaking & Entering and

290 = Destruction/Damage/Vandalism

With the location code 19 = Rental Storage Facility

DE 10 – number of premises entered – 11 (for 11 units)

DE 11 – method of entry F = Force

NIBRS Clearance

- ❖ **In NIBRS, you clear incidents rather than individual offenses.**
- ❖ **Incidents may be cleared only by arrest or exceptional means.**
- ❖ **You cannot clear an incident by exceptional means if it was already cleared by an arrest.**
- ❖ **There will not be clearance for Justifiable Homicide**
- ❖ **LEAs must not confuse clearing an incident with administratively closing an investigation or changing the case status.**

NIBRS Clearance

Cleared Exceptionally

- 1. The LEA investigation must have clearly and definitely established the identity of at least one offender.**
- 2. The LEA must have sufficient probable cause to support arresting, charging, and prosecuting the offender.**
- 3. The LEA must know the exact location of the offender so they could make an arrest if circumstances did not prevent it.**
- 4. There must be a reason outside the control of the LEA preventing the arrest, charging, and turning over for prosecution. (i.e., A through E).**

NIBRS Clearance

Cleared Exceptionally

- ❖ **A = Death of Offender**
- ❖ **B = Prosecution Declined (by the prosecutor for other than lack of probable cause)**
- ❖ **C = In Custody of Other Jurisdiction (includes extradition denied)**
- ❖ **D = Victim Refused to Cooperate (in the prosecution)**
- ❖ **E = Juvenile/No Custody (the handling of a juvenile without taking him/her into custody, but rather by oral or written notice given to the parents or legal guardian in a case involving a minor offense, such as petty larceny)**
- ❖ **N = Not Applicable (not cleared exceptionally)**

NIBRS Unknown Offender

NIBRS Errors and Quality Control issues

There are two different kinds of unknown offenders in NIBRS reporting:

Absolute Unknown offender - 00

when the victim or agency doesn't know if one or multiple offenders committed the offense (i.e., Burglary of a house). Offender demographics and relationships are not required and must be left blank.

Known Unknown offender - 01

When the number of offenders (s) who committed the offense(s) are known but the age, sex, race, and ethnicity are unknown.

The offender would be assigned a sequence number from 01 to 99.

Age would be 00 = unknown

Sex, Race, & Ethnicity would be U = Unknown

Learning Check

True or False

An Agency can count all arrests made by its officers. Even when the warrant is from another jurisdiction.

You should mark a case unfounded when you administratively close it.



**How do you upload your
NIBRS file to DPS?**

https://texas.nibrs.com

Once your User Identity is established by IBR:

- ✓ Use Google Chrome, Firefox, **IE does not work well**
- ✓ Enter your official email address
- ✓ Enter your DPS issued temporary password

Texas Department of Public Safety
Courtesy ~ Service ~ Protection

Please Enter Login Information

jennifer.bushee@dps.texas.gov

.....

Login

[Forgot your password?](#)

1. Users are accessing the Texas UCR Repository
2. System usage shall be monitored, recorded, and subject to audit
3. Unauthorized use of the system is prohibited

NIBRS Admin Users

NIBRS user and administrator guidelines:

Users are expected to set their 3 challenge questions

Each agency is allowed up to 2 agency administrators

Agency admins can reset passwords and add users for their agency

Anyone can reset their own password after completing 3 challenge questions

Roles Assigned to this User	
 SYSTEM: Agency NIBRS Contributor	
 SYSTEM: BASIC	

Available Roles	
 SYSTEM: Agency Manual Entry User	
 SYSTEM: Agency NIBRS Admin	
 DALLAS PD: Agency NIBRS Contributor	
 SYSTEM: Edit NIBRS Data Only	
 SYSTEM: LEE Survey Data	
 SYSTEM: Reports Only	
 SYSTEM: SRS Fire Marshall	
 SYSTEM: System Administrator	
 SYSTEM: Temporary NIBRS Data Submission Role	

Home

Good Morning, Jennifer Bushee of TEXAS DEPARTMENT OF PUBLIC SAFETY

****You currently have incomplete reports pending in Working Items****

Please be advised that reports in working item are NOT complete and will not be included in submissions to the FBI. Please complete these reports at your earliest convenience and submit to the repository for inclusion in this month's FBI extract. Should you have questions, please contact Texas UCR at 512.424.2091.

News

TXDPS ListServ Signup

The TXDPS UCR program uses ListServ to communicate program updates, relevant news items, deadlines, and other important information. You can subscribe agency staff to these notifications by signing them up at the following link:

[TXDPS ListServ Signup](#)

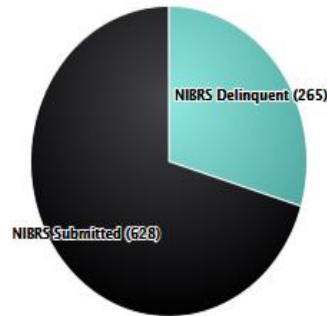
Resources

New System

[Intro to New System \(002\).pdf 5MB \[Download \]](#)

Agency Submission Summary

February 2021 - Submission Statistics



NIBRS

February 2021 - Delinquent Submissions

ORI Num	Agency Name	Submission Type
TX0201700	ALVIN COMM COLLEGE PD	NIBRS
TX1880200	AMARILLO COLLEGE PD	NIBRS
TX1880100	AMARILLO PD	NIBRS
TX1270100	ANSON PD	NIBRS
TX0060000	ARMSTRONG CO SO	NIBRS
TX2120100	ARP PD	NIBRS
TX0070000	ATASCOSA CO SO	NIBRS
TX0614500	AUBREY ISD PD	NIBRS
TX0611400	AUBREY PD	NIBRS
TX0080000	AUSTIN CO SO	NIBRS

Step 1

Extract & Save the NIBRS flat file from your RMS

Follow your vendor's instructions on how to extract the NIBRS data.

The file must be a text file, **.TXT or **.DAT** format in order to upload correctly. The file format must be **Windows CRLF** (carriage return line feed). Our system can not accept Mac or Linux formats**

After extracting from your RMS, SAVE the NIBRS Flat File to wherever you would like to keep these files on your computer.

We suggest a folder dedicated to NIBRS files on your desktop

For DPS staff to help an agency with questions involving data within a flat file, we ask that agencies use the following format to name the files:

MAR 2024 NIBRS.txt

CORR 1st QTR.txt

Please do not submit more than one flat file a month unless IBR staff requests something different. Also, please do not submit the same flat file multiple times as this will generate numerous errors and make quality control discussions more difficult.

All agencies are responsible for uploading their flat files, this includes the very first flat file after an agency has successfully passed testing. Other than the test file, no flat files should be emailed to IBR staff. IBR staff will not upload flat files for agencies

IBR staff will initiate and communicate any exceptions to this guideline

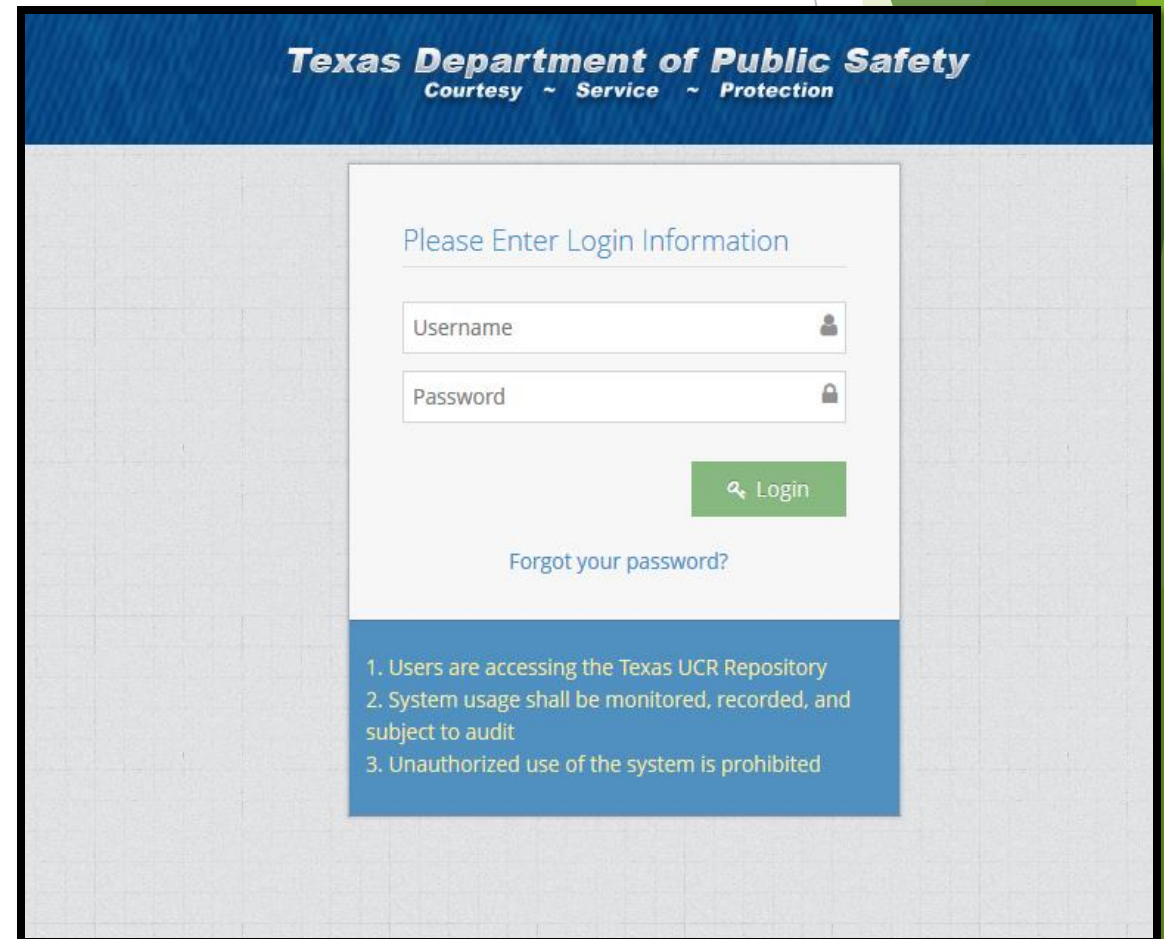
Step 2

Login into the DPS NIBRS site

Sign in to the texas.nibrs.com website

Remember if you do not have a Login, please email or call us!

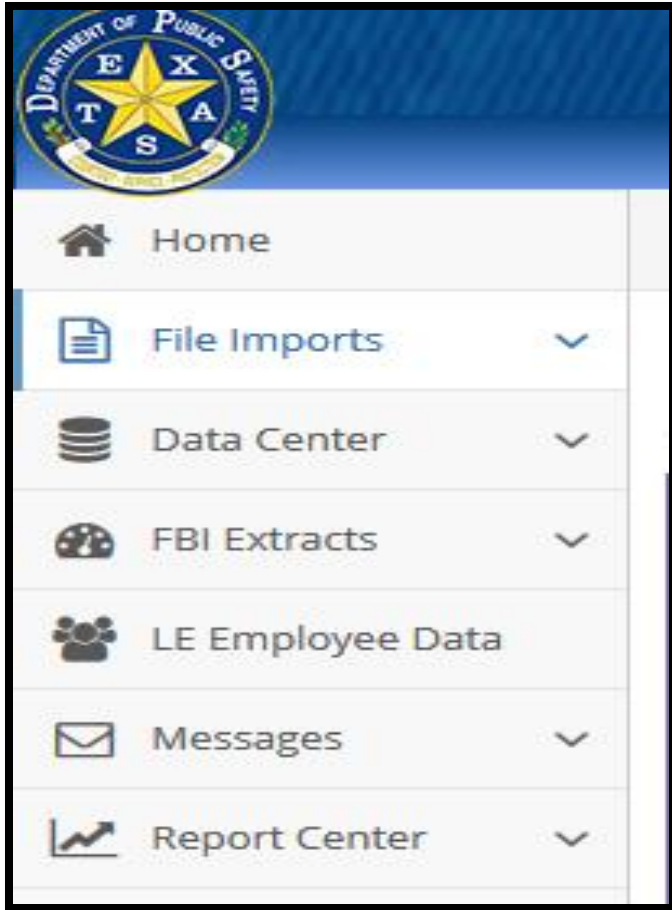
Email: NIBRS@dps.texas.gov



The screenshot shows the login interface for the Texas Department of Public Safety NIBRS site. At the top, a blue header contains the text "Texas Department of Public Safety" and the tagline "Courtesy ~ Service ~ Protection". Below the header, a white box contains the login form. The form is titled "Please Enter Login Information" and includes two input fields: "Username" and "Password". The "Username" field has a user icon on the right, and the "Password" field has a lock icon. A green "Login" button is positioned below the password field. Below the login button, there is a link for "Forgot your password?". At the bottom of the white box, a blue footer contains three lines of text: "1. Users are accessing the Texas UCR Repository", "2. System usage shall be monitored, recorded, and subject to audit", and "3. Unauthorized use of the system is prohibited".

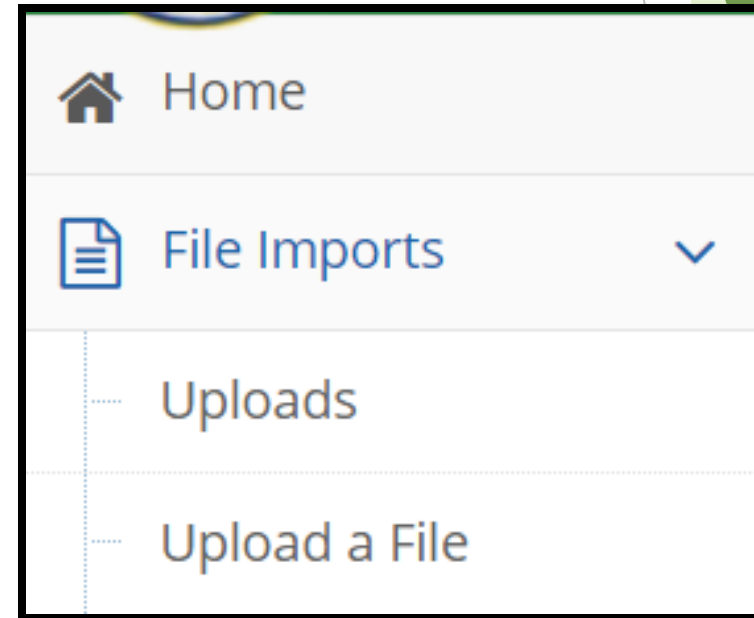
Step 3

Click on “file imports”



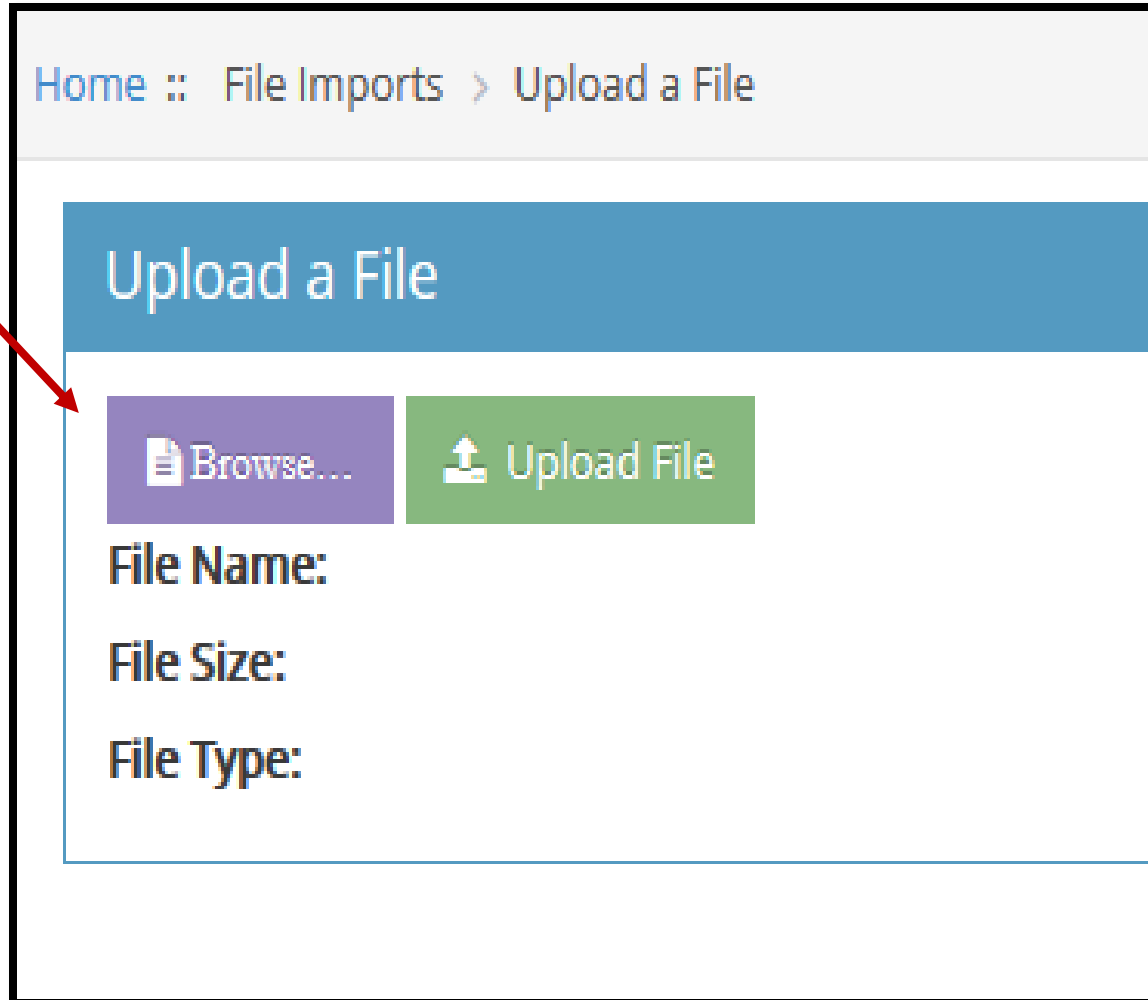
Step 4

Click on “upload a file”



Step 5

Click on “Browse...”



- ▶ **Navigate to the NIBRS Flat File you saved on your computer. (Refer to Step One.)**
- ▶ **Select the NIBRS Flat File in the pop-up window.**

- ▶ **Tip: Similar to how you upload a photo to social media or upload from a flash drive.**

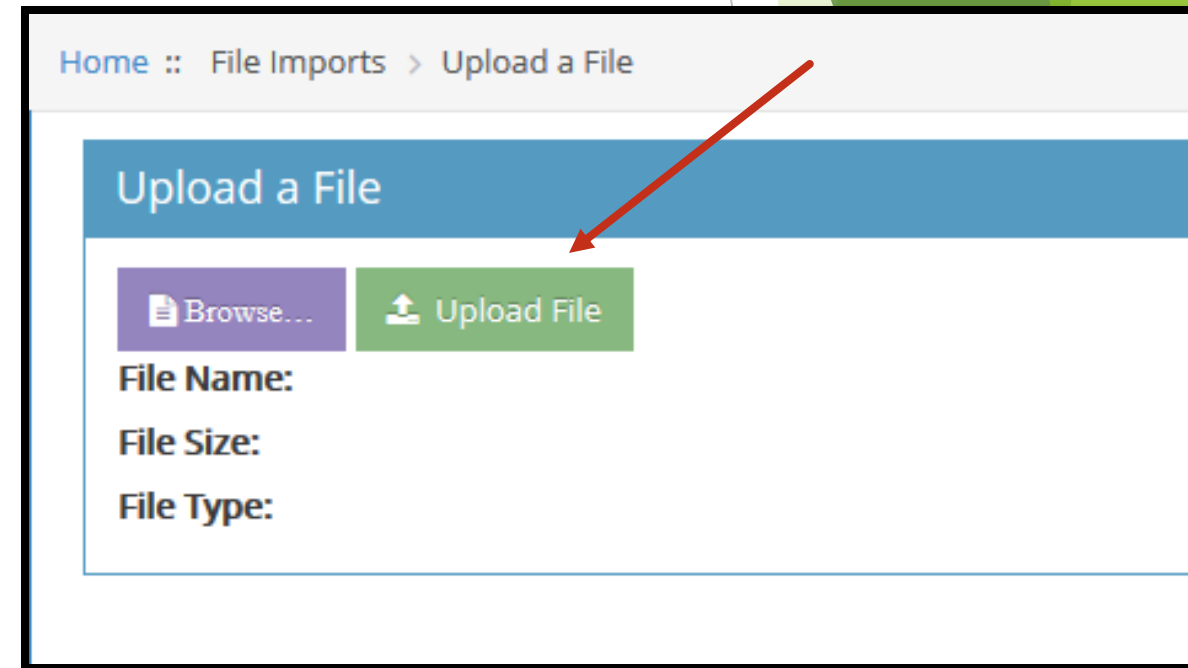
Step 6

Click on “Upload File”

1. Upload can take up to a few minutes, depending on the size of the file and your internet connection.

2. The system will email you a report of the status of your file and your errors.

❖ **Note: If you have any questions regarding this, please contact us.**





Initial



Loading



Validating



EDS



Migrating





Reported

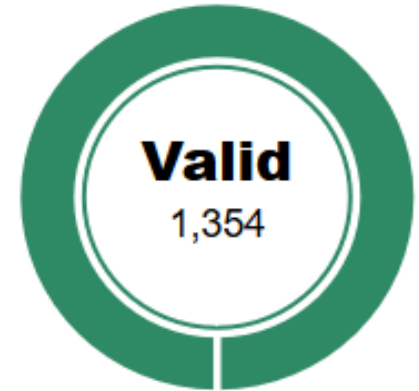


Finished

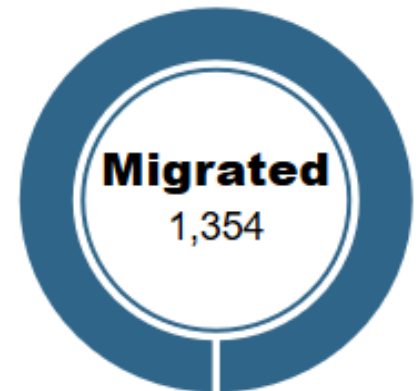
Import File Details

Import File ID:	10170
File Type:	NIBRS Flat File
Owner:	
Arrival Type:	Manual File Upload
Original File Name:	
Current File Name:	f0547715-aa43-4f54-a250-796de3966910
Status:	Processing Complete
Error Rate:	0.00%
Last Updated:	4/5/2019 10:20 AM
Arrival Date:	4/5/2019 10:19 AM
Data File:	Click to Download Data File
EDS File:	Click to Download EDS File
Log File:	Click to Download Log File
View Errors In File:	Click to View Errors In File
Download Errors In File:	Click to Download Errors In File

Validation Statistics



Migration Status Statistics



Learning Check

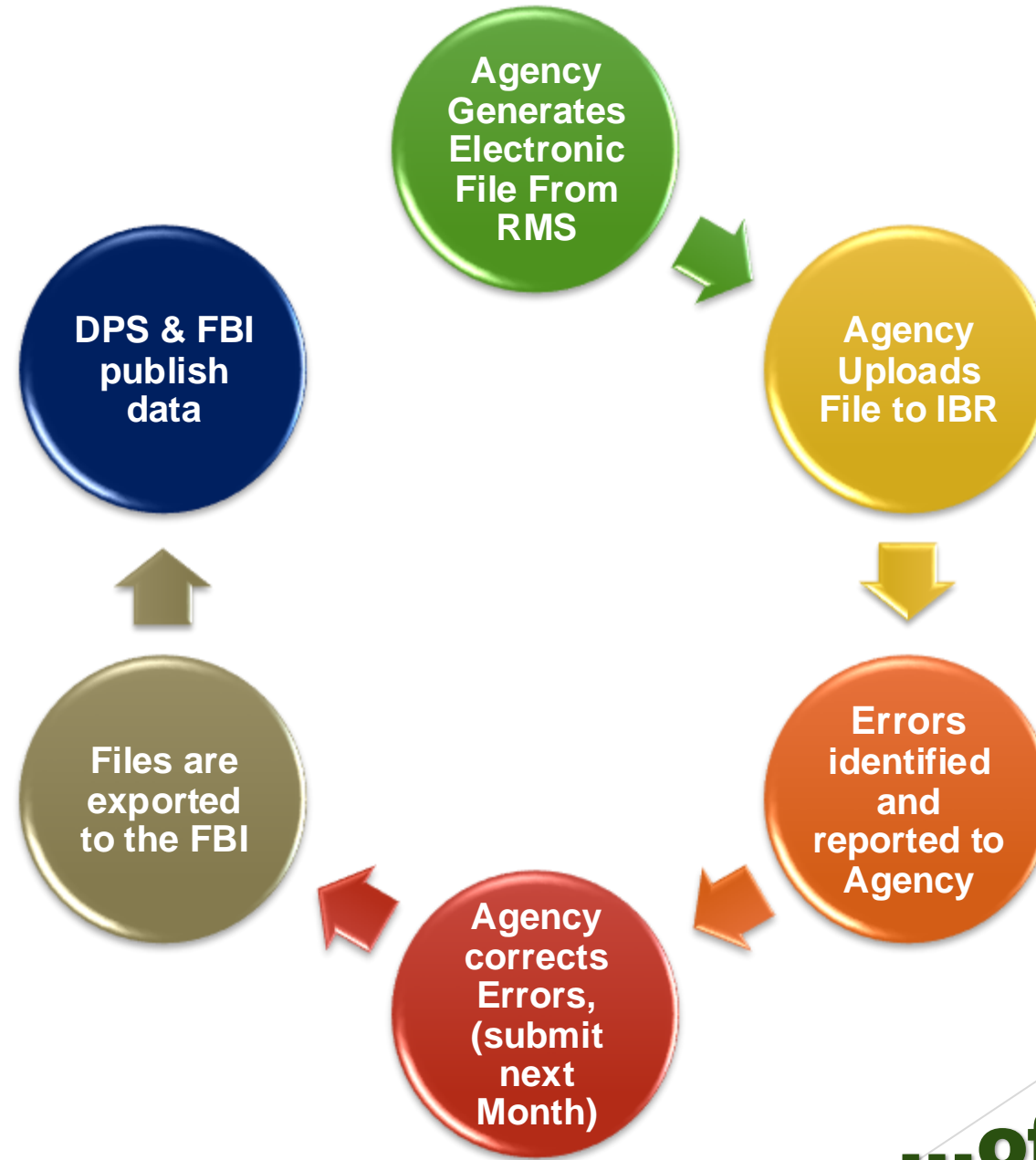
True or False

You can go to the DPS UCR Online System and create your own log in.

Your NIBRS flat file can be in a Mac or Linux format.



The Circle of Life



...of a **NIBRS file**

00881I042023	TDPSTX00023AP006803	20230424	N			N	
00712I042023	TDPSTX00023AP006803	23HCN	20	88			
03073I042023	TDPSTX00023AP006803	716000000180					
01414I042023	TDPSTX00023AP006803	00123H			134	FWN	
00465I042023	TDPSTX00023AP006803	0123	MWN				
00465I042023	TDPSTX00023AP006803	0223	MWN				
00881I042023	TDPSTX00023AP006803	20230424	N			N	
00712I042023	TDPSTX00023AP006803	23HCN	20	88			
03073I042023	TDPSTX00023AP006803	716000000180					
01414I042023	TDPSTX00023AP006803	00123H			134	FWN	N 01AQ02OF
00465I042023	TDPSTX00023AP006803	0123	MWN				
00465I042023	TDPSTX00023AP006803	0223	MWN				

008711032021	TDPSTX1234500020686-2020	20210210	16N	N					
006321032021	TDPSTX1234500020686-2020	13ACD	20	N	20	88			
006321032021	TDPSTX1234500020686-2020	240CD	20			88			
030731032021	TDPSTX1234500020686-2020	70200003	1500	17000001295	13000000800	25000001100			
014141032021	TDPSTX1234500020686-2020	00113A	240	142	FWNR01	L	01SS		
004551032021	TDPSTX1234500020686-2020	0127	MWNR						
011061032021	TDPSTX123450020686-2020	0120686	20210218	TN24001	27	MWNR			
021281032021	TDPSTX1234500020686-2020	20210210	Y						
008811032021	TDPSTX1234500200013173	20210204	09N						
007121032021	TDPSTX1234500200013173	13ACA	20	N	11	88			
014141032021	TDPSTX1234500200013173	00113A				159	FWHR09	O	01SE
014141032021	TDPSTX1234500200013173	00213A				169	MWNR02	N	01RU
004651032021	TDPSTX1234500200013173	0159	MWH						
021281032021	TDPSTX1234500200013173	20210204	Y						
021281032021	TDPSTX1234500200013173	20210204	Y						
008711032021	TDPSTX1234500020818-2020	20210131	R18N				N		
006321032021	TDPSTX1234500020818-2020	220CN	1903F	88					
030731032021	TDPSTX1234500020818-2020	72300000	1500	17000001295	44000000899	76000000800	74000000500	07000000350	77000000350
014141032021	TDPSTX1234500020818-2020	001220				140	FBN		
014141032021	TDPSTX1234500020818-2020	002220				142	MWN		
014141032021	TDPSTX1234500020818-2020	003220				148	FWN		
004551032021	TDPSTX1234500020818-2020	0100	UU						
008711032021	TDPSTX1234500020686-2020	20210210	16N				N		
006321032021	TDPSTX1234500020686-2020	220CN	20	88					
006321032021	TDPSTX1234500020686-2020	240CN	20	88					
030731032021	TDPSTX1234500020686-2020	70200003	1500	17000001295	13000000800	25000001100			
014141032021	TDPSTX1234500020686-2020	001220	240			142	MWN		
004551032021	TDPSTX1234500020686-2020	0127	MW						
00881D032021	TDPSTX1234500200017561	20210105	R	N			N		
008811032021	TDPSTX1234500200017561	20210105	R	N			N		
007121032021	TDPSTX1234500200017561	240CN	18	88					
007121032021	TDPSTX1234500200017561	290CN	18	88					
030731032021	TDPSTX1234500200017561	70700000	0949	17000000435	06000000200	36000002500	37000006000	20000000200	77000000154
030731032021	TDPSTX1234500200017561	53700000	6000	20210116					
014141032021	TDPSTX1234500200017561	001240	290			134	FUHN		
004651032021	TDPSTX1234500200017561	0100	UUU						

But what about the errors and warnings?

It is the responsibility of the submitting agency to review the errors and warnings received with each flat file upload and make the necessary corrections. (to be included in the next submission)

You receive an Error report for every file uploaded. It tells you which incidents need corrections. Incidents with warnings need to be reviewed.

Valid incidents (with warnings only) are uploaded to the repository and forwarded to the FBI for review.

Keep in mind incidents with errors will not be uploaded into the repository, they will not get counted in your agency's crime statistics and will not be forwarded to the FBI for publications.

NIBRS Verbiage

Level 1 - Administrative Segment

Level 2 - Offense Segment

Level 3 - Property Segment

Level 4 - Victim Segment

Level 5 - Offender Segment

Level 6 - Arrestee Segment

Level 8 - Family Violence & Drugs Seized

Level 9 - Texas Sexual Assault data

Level 7 - Group B Arrest Report Segment

Level 0 - Zero Report Segment

Data Elements

DE 3 - Date and hour of the incident

DE 6 - 13A = Aggravated Assault

DE 13 - 40 = Personal Weapons



Initial



Loading



Validating



EDS



Migrating





Reported

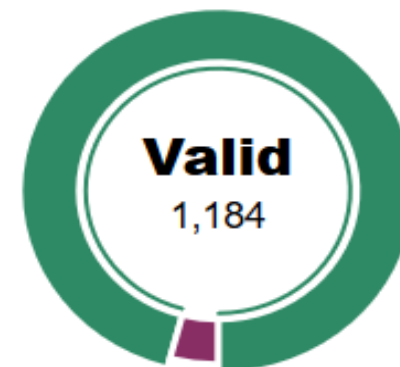


Finished

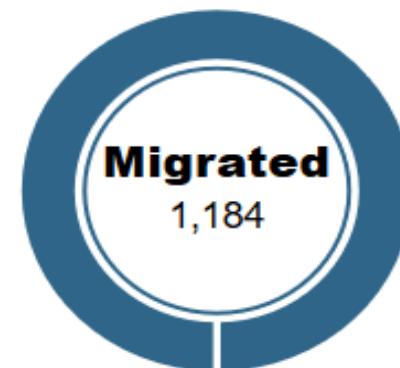
Import File Details

Import File ID:	8934
File Type:	NIBRS Flat File
Owner:	
Arrival Type:	Manual File Upload
Original File Name:	
Current File Name:	a544453c-c8d2-49e3-8b95-fd4dcdcb2b77
Status:	Processing Complete
Error Rate:	2.99%
Last Updated:	2/4/2019 2:15 PM
Arrival Date:	2/4/2019 2:15 PM
Data File:	Click to Download Data File
EDS File:	Click to Download EDS File
Log File:	Click to Download Log File
View Errors In File:	Click to View Errors In File
Download Errors In File:	Click to Download Errors In File

Validation Statistics



Migration Status Statistics



NIBRS Flat File Upload Error Report

ORI Number	TX [REDACTED]
Agency Name	[REDACTED]
File Name	[REDACTED]
Total Incident Count	201
Valid Incident Count	195
Invalid Incident Count	6
Error Rate	2.99%
File Submission Date	2/4/2019 2:15:00 PM

Type	IdentifyingNumber	ErrorNumber	ErrorDescription
Incident	2019002015	844	The Family Violence Indicator in the Segment8 - Family Violence Indicator must NOT be Y if victim related to = ST, RU, and any NON family relationship code.
Incident	2019005015	081	Data Element 14 (Type Property Loss/Etc.) must be 1=None or 5=Recovered when Data Element 6 (UCR Offense Code) is 280=Stolen Property Offenses and Data Element 7 (Offense Attempted/Completed) is C=Completed.
Incident	2019010003	844	The Family Violence Indicator in the Segment8 - Family Violence Indicator must NOT be Y if victim related to = ST, RU, and any NON family relationship code.
Incident	2019012002	844	The Family Violence Indicator in the Segment8 - Family Violence Indicator must NOT be Y if victim related to = ST, RU, and any NON family relationship code.
Incident	2019019007	844	The Family Violence Indicator in the Segment8 - Family Violence Indicator must NOT be Y if victim related to = ST, RU, and any NON family relationship code.
Incident	2019021018	844	The Family Violence Indicator in the Segment8 - Family Violence Indicator must NOT be Y if victim related to = ST, RU, and any NON family relationship code.

Error Number	Incident/Arrest Transaction Number	ORI	Error Description	View
844	2019021018	TX	The Family Violence Indicator in the Segment8 - Family Violence Indicator must NOT be Y if victim related to = ST, RU, and any NON family relationship code.	
844	2019019007	TX	The Family Violence Indicator in the Segment8 - Family Violence Indicator must NOT be Y if victim related to = ST, RU, and any NON family relationship code.	
844	2019012002	TX	The Family Violence Indicator in the Segment8 - Family Violence Indicator must NOT be Y if victim related to = ST, RU, and any NON family relationship code.	
844	2019010003	TX	The Family Violence Indicator in the Segment8 - Family Violence Indicator must NOT be Y if victim related to = ST, RU, and any NON family relationship code.	
081	2019005015	TX	Data Element 14 (Type Property Loss/Etc.) must be 1=None or 5=Recovered when Data Element 6 (UCR Offense Code) is 280=Stolen Property Offenses and Data Element 7 (Offense Attempted/Completed) is C=Completed.	
844	2019002015	TX	The Family Violence Indicator in the Segment8 - Family Violence Indicator must NOT be Y if victim related to = ST, RU, and any NON family relationship code.	

Error Data Set ID:	2689770	Import File ID:	66818
Incident/Arrest Transaction Number:	[REDACTED]	Agency ID:	35
Month of Submission:	4	Year of Submission:	2023
Submission Record Number:	0	ORI:	[REDACTED]
Segment Action Type:	1		
UCR Offense Code:		Person Sequence Number:	
Type Property Loss Etc:		Data Element Number:	
ErrorNumber:	085	Data Value In Error:	
Error Message:	EACH VICTIM MUST BE CONNECTED TO AT LEAST TWO OFFENDERS		
Error Explanation:	Segment Level 4 (Victim Segment) with a data value in Data Element 24 (Victim Connected to UCR Offense Code) of a Crime Against Person or is a Crime Against Property must contain at least two offender sequence numbers in Data Element 34 (Offender Number to be Related) when there are two or more Segment Level 5 (Offender Segment) records submitted for the incident, and Data Element 25 (Type of Victim) is I = Individual or L = Law Enforcement.		
Error Description:	Segment Level 4 (Victim Segment) with a data value in Data Element 24 (Victim Connected to UCR Offense Code) of a Crime Against Person or is a Crime Against Property must contain at least two offender sequence numbers in Data Element 34 (Offender Number to be Related) when there are two or more Segment Level 5 (Offender Segment) records submitted for the incident, and Data Element 25 (Type of Victim) is I = Individual or L = Law Enforcement. (Error Code -- 085)		
Segment:	01414I042023 TX [REDACTED] 006803 00123H I34 FWN		

Error Description:	Data Element 33 (Type Injury) Can have multiple data values and was [REDACTED] however, the entry shown between the brackets in [value] above cannot be entered with any other data value.		
Segment:	01414I042023 TX [REDACTED] 32282 00113B I26 FBNR MN 01XR		

- File Imports
- Data Center
- FBI Extracts
- LE Employee Data
- Messages
- Report Center
 - Reports
 - Dashboard
 - Crime Publication
 - Crime In Texas
- System Admin
- Agency Admin
- Public Admin
- System Logging
- FAQ

Good Afternoon, Jennifer Bushee of TEXAS DEPARTMENT OF PUBLIC SAFETY

****You currently have incomplete reports pending in Working Items****

Please be advised that reports in working item are NOT complete and will not be included in submissions to the FBI. Please complete these reports at your earliest convenience and submit to the repository for inclusion in this month's FBI extract.

News

Sign up for LISTSERV notifications?

The form to subscribe/unsubscribe from the UCR dissemination list can be found [here](#).


Resources

Data Accuracy Quick Facts

Data Accuracy Quick Facts.pdf **861KB** [[Download](#)]

Agency Submission Summary

August 2024 - Submission Statistics



NIBRS **August 2024 - Delinquent Submissions**

ORI Num	Agency Name	Submission Type
TX221119E	ABILENE CHRISTIAN UNIV PD	NIBRS
TX2500100	ALBA PD	NIBRS
TX0201700	ALVIN COMM COLLEGE PD	NIBRS
TX1880200	AMARILLO COLLEGE PD	NIBRS
TX1881200	AMARILLO ISD PD	NIBRS
TX1880100	AMARILLO PD	NIBRS
TX0020000	ANDREWS CO SO	NIBRS
TX0030600	ANGELINA COLLEGE PD	NIBRS

- Home
- File Imports
- Data Center
 - Search**
 - Working Items
 - New Incident Report
 - New Arrest Report
 - New Zero Report
- FBI Extracts
- LE Employee Data
- Messages
- Report Center
- System Admin
- Public Admin
- System Logging
- FAO

Search Criteria

Agency: TX [Redacted]

Report Type: All

Month of Submission: [Dropdown]

Report Identifier: 2018144015

Year of Submission: 2019

Search

Reports

Report Type	Report Identifier	Agency	Month of Submission	Year of Submission	Incident Date	Delete	View
Incident	2018144015	[Redacted]	March	2019	5/24/2018		View

<< < 1 > >> Go to page: 1 Row count: 50 Showing 1-1 of 1

Administrative Segment (1)



Incident Number:	2018144015	Agency:	TX
Incident Date:	2018-05-24	Incident Hour:	17:00
Report Date Indicator:		Cargo Theft:	No
Month of Submission:	March	Year of Submission:	2019
Cleared Exceptionally:	Not Applicable	Exceptional Clearance Date:	

Offense Segments (Level 2)



Offense Segment



UCR Offense Code:	Motor Vehicle Theft	Attempted/Completed:	Completed
Location Type:	Commercial/Office Building		
Number of Premises Entered:	0	Method of Entry:	

Property Segments (Level 3)

Property Segment

Type Property Loss: Recovered (to impound property that was previously stolen)

Number of Stolen Vehicles:

Number of Recovered Vehicles: 1

Property Group

Description(1): Automobiles **Value(1):** 19,825 **Date Recovered(1):** 5/24/2018

Property Segment

Type Property Loss: Stolen/Etc. (includes bribed, defrauded etc)

Number of Stolen Vehicles: 1

Number of Recovered Vehicles:

Property Group

Description(1): Automobiles **Value(1):** 19,825 **Date Recovered(1):**

Victim Segments (Level 4)

Victim Segment

Victim Sequence Number:	1	Type of Victim:	Business
Min Age:		Max Age:	
Sex:		Race:	
Ethnicity:		Resident Status:	
Justifiable Homicide:		Officer Activity:	
Officer Assignment Type:		Officer-ORI Other Jurisdiction:	

Relationship of Victim to Offense





Connected to UCR(1):	Motor Vehicle Theft
-----------------------------	---------------------

Offender Segments (Level 5)

Offender Sequence Number:	0
----------------------------------	---

How do you clear a warning in the Repository

Reports

Report Type	Report Identifier	Agency	Month of Submission	Year of Submission	Incident Date	Delete	View
Incident	147		February	2024	2/7/2024		
Sexual Assault Report	147		February	2024	2/7/2024		

<< < 1 > >> Go to page: 1 Row count: 100 Showing 1-2 of 2

Home :: Data Center :: Search :: View Incident

Data Quality Warnings

For each data quality warning, please inspect the incident and if the data is correct, clear the warning. Otherwise, please re-upload a new version of the incident with the correct data.

Warning Code	Warning Message	Cleared By	Cleared Date	Cleared	Action
1508	WARNING - FONDLING WITH OFFENDERS UNDER AGE 13				

Administrative Segment (1)

Agency: [REDACTED]

Incident Number: [REDACTED]

- Home
- File Imports
- Data Center
- FBI Extracts
- LE Employee Data
- Messages
- Report Center
 - Reports
 - Dashboard
 - Crime Publication
 - Crime In Texas
- System Admin
- Agency Admin
- Public Admin
- System Logging
- FAQ

Errors and Warnings Report

NIBRS Reports

Ad-hoc Queries	Arrest Distribution	Arrest Distribution Breakdown
Arrest Trends	Crime Data	Group A Offense Report
Offense Density	Offense Distribution	Offense Distribution Breakdown
Offense Trends	YTD Comparison	

NIBRS Error and Warning Reports

Errors and Warnings Report



Summary Reports

Arrest Distribution	Arrestee Summary	Cargo Theft
Crime By Jurisdiction	Hate Crime	Index Crimes
LEOKA by ORI Report	Liquor Law Arrests	Offense Density
Offense Trends	SRS Summary	YTD Comparison

Admin Reports

Agency Details	Agency Login	Agency Monthly Tracker
Commissioner Report	Delinquent Report	Law Enforcement Employee Data

Texas Reports

Errors and Warnings Report

Incident Date From: 01/01/2024



Incident Date To: 06/30/2024




Agency:

Return

Generate Report

Errors and Warnings Report

1 of 2
100%
Find | Next



Incident and Arrest Errors and Warnings Report

Beginning Date: 01/01/2024 Ending Date: 09/29/2024

Printed On: 09/30/2024

Page 1 of 2

Agency:

ORI	Agency Name	Number of Valid Incidents and Arrests	Errored Incident Count	Errored Incident Percent	Incident/Arrest Transaction Number	Arrest Sequence Number	Date	Import File ID	Error/Warning Number	Type	Error/Warning Message	Does the Incident exist in the Repository? ^1	Data Element in Error	Data Value in Error
		883	1	0.11%	24-100027		01/04/2024	80681	1407	WARNING	WARNING - UNKNOWN VICTIM INFORMATION	Yes	26	00
					24-100071		01/12/2024	80681	1407	WARNING	WARNING - UNKNOWN VICTIM INFORMATION	Yes	26	00
					24-100100		01/17/2024	80681	1407	WARNING	WARNING - UNKNOWN VICTIM INFORMATION	Yes	26	00
					24-100103		01/17/2024	80681	1407	WARNING	WARNING - UNKNOWN VICTIM INFORMATION	Yes	26	00
					24-100115		01/19/2024	80681	1407	WARNING	WARNING - UNKNOWN VICTIM INFORMATION	Yes	26	00
					24-100124		01/21/2024	80681	1863	WARNING	Family Violence Indicator has been used with relationship OK = Otherwise Known	Yes	TX1	Y
					24-100137		01/03/2024	80681	1407	WARNING	WARNING - UNKNOWN VICTIM INFORMATION	Yes	26	00
					24-100143		01/24/2024	80681	1407	WARNING	WARNING - UNKNOWN VICTIM INFORMATION	Yes	26	00
					24-100195		01/31/2024	82305	1407	WARNING	WARNING - UNKNOWN VICTIM INFORMATION	Yes	26	00
					24-100254		02/09/2024	82305	1407	WARNING	WARNING - UNKNOWN VICTIM INFORMATION	Yes	26	00
					24-100358		02/27/2024	82307	1407	WARNING	WARNING - UNKNOWN VICTIM INFORMATION	Yes	27	U
													1407	WARNING

24		05/30/2024	92017	1407	WARNING	WARNING - UNKNOWN VICTIM INFORMATION	Yes	26	00
24		06/07/2024	92017	1407	WARNING	WARNING - UNKNOWN VICTIM INFORMATION	Yes	26	00
24		06/24/2024	92017	1203	WARNING	WARNING - WEAPONS LAW OFFENSES WITH PERSONAL WEAPONS	Yes	13	40
24		06/30/2024	92017	1407	WARNING	WARNING - UNKNOWN VICTIM INFORMATION	Yes	26	00
24		07/01/2024	92017	1407	WARNING	WARNING - UNKNOWN VICTIM INFORMATION	Yes	26	00
24		07/13/2024	92017	T958	ERROR	All Offenders must be related to each Victim for Segment 9 Sexual Assault	No	TX24	
24		07/18/2024	92017	1407	WARNING	WARNING - UNKNOWN VICTIM INFORMATION	Yes	26	00
				1409	WARNING	WARNING - VICTIM IS OFFICER OF ASSAULT OR HOMICIDE WITHOUT VICTIM CIRCUMSTANCE BEING ASSAULT ON LAW ENFORCEMENT OFFICER	Yes	31	09
24		08/01/2024	92017	1407	WARNING	WARNING - UNKNOWN VICTIM INFORMATION	Yes	28	U
				1407	WARNING	WARNING - UNKNOWN VICTIM INFORMATION	Yes	26	00

^1 - There is a version of the Incident in the Repository, and the subsequent upload of the Incident had errors. 'Yes' or 'No'

0* - Zero Report

0 - No Incidents submitted

- Home
- File Imports
- Data Center
- FBI Extracts
- LE Employee Data
- Messages
- Report Center
 - Reports
 - Dashboard
 - Crime Publication
 - Crime In Texas
- System Admin
- Agency Admin
- Public Admin
- System Logging
- FAQ

NIBRS Reports

NIBRS Reports



Ad-hoc Queries

Arrest Distribution

Arrest Distribution Breakdown

Arrest Trends

Crime Data

Group A Offense Report

Offense Density

Offense Distribution

Offense Distribution Breakdown

Offense Trends

YTD Comparison

NIBRS Error and Warning Reports

Errors and Warnings Report

Summary Reports

Arrest Distribution

Arrestee Summary

Cargo Theft

Crime By Jurisdiction

Hate Crime

Index Crimes

LEOKA by ORI Report

Liquor Law Arrests

Offense Density

Offense Trends

SRS Summary

YTD Comparison

Admin Reports

Agency Details

Agency Login

Agency Monthly Tracker

Commissioner Report

Delinquent Report

Law Enforcement Employee Data

Texas Reports



Ad-hoc Query Tool (Incident Data Only)

Search For

Section	Element	Operator	Value	
<input type="text" value="Admin"/>	<input type="text" value="ORI Number/Agency Name"/>	<input type="text" value="equal"/>	<input type="text" value="ALL ✕"/>	<input type="button" value="+"/>

The NIBRS Report are the most accurate for data review.

The Ad-Hoc reports allows you to pull a customized report.

You enter all the search parameters you need.

The report is generated in excel formats for easy use.

Ad-hoc Query Tool (Incident Data Only)

Search For

Section	Element	Operator	Value	
<input type="text" value="Admin"/>	<input type="text" value="ORI Number/Agency Name"/>	<input type="text" value="equal"/>	<input type="text" value=""/>	<input type="button" value="+"/> <input type="button" value="✕"/>
<input type="text" value="Admin"/>	<input type="text" value="Incident Date"/>	<input type="text" value="between"/>	<input type="text" value="01/01/2023"/> - <input type="text" value="12/31/2023"/>	<input type="button" value="✕"/>
<input type="text" value="Offense"/>	<input type="text" value="Offense Completed"/>	<input type="text" value="equal"/>	<input type="text" value="C = Completed ✕"/>	<input type="button" value="✕"/>
<input type="text" value="Offense"/>	<input type="text" value="UCR Offense Code"/>	<input type="text" value="equal"/>	<input type="text" value="220 = Burglary/Breaking and Entering ✕"/>	<input type="button" value="✕"/>

Section

Admin ▾

- Admin
- Offense
- Property
- Victim
- Offender
- Arrestee
- Segment 8
- Segment 9

Element

ORI Number/Agency Name ▾

- ORI Number/Agency Name
- Incident Number
- Cargo Theft
- Incident Date
- Report Date Indicator
- Incident Hour
- Cleared Exceptionally
- Clearance Date
- Tags

Operator

equal ▾

- equal
- between
- greater than
- greater than and including
- less than
- less than and including
- all except

Ad Hoc Reports

Summary Reports

Arrest Distribution	Arrestee Summary	Cargo Theft
Crime By Jurisdiction	Hate Crime	Index Crimes
LEOKA by ORI Report	Liquor Law Arrests	Offense Density
Offense Trends	SRS Summary	YTD Comparison

Admin Reports

Agency Details	Agency Login	Agency Monthly Tracker
Commissioner Report	Delinquent Report	Law Enforcement Employee Data

Agency Monthly Tracker Report

Begin Month-Year: Jan - 2024

End Month-Year: Sep - 2024

Report By: Agency

Agency:

Submission Type: NIBRS

Return

Generate Report



Agency Monthly Tracker

Printed On: 09/30/2024 05:06 PM

Period: January-2024 to September-2024

Page 1 of 1

- Total Number of Group A and Group B Incidents

- No Incidents Submitted

- Low Submission of Incidents (<70% of Previous year's average submissions.)

* - NIBRS Zero Report

Agency:

Agency	ORI	Region Code	Jan	Feb	Mar	Apr	May	Jun	Jul	Aug	Sep	Oct	Nov	Dec	Total
<input type="text"/>	<input type="text"/>	01B	0*	1	3	2	1	0*	1	0*	0*				8
Total				1	3	2	1		1						8

- Total Number of Group A and Group B Incidents

- No Incidents Submitted

- Low Submission of Incidents (<70% of Previous year's average submissions.)

* - NIBRS Zero Report



Agency Monthly Tracker

Printed On: 09/30/2024 05:09 PM

Period: January-2024 to September-2024

Page 1 of 1

- Total Number of Group A and Group B Incidents

- No Incidents Submitted

- Low Submission of Incidents (<70% of Previous year's average submissions.)

* - NIBRS Zero Report

Agency:

Agency	ORI	Region Code	Jan	Feb	Mar	Apr	May	Jun	Jul	Aug	Sep	Oct	Nov	Dec	Total
<input type="text"/>	<input type="text"/>	01A	407	383	369	429	423	367	434	371					3,183
Total			407	383	369	429	423	367	434	371					3,183

- Total Number of Group A and Group B Incidents

- No Incidents Submitted

- Low Submission of Incidents (<70% of Previous year's average submissions.)

* - NIBRS Zero Report

Crime in Texas Online Portal

➤ **The Crime in Texas (CIT) Online Portal is for the public to review UCR data from TX agencies.**

<https://txucr.nibrs.com>

➤ **The information included in the portal is updated as agencies submit data.**

Therefore, we tell agencies that they need to review their data and submit updates and corrections each month.

➤ **Within the Reports section of the portal, data is split between NIBRS, Summary, and Texas mandated reports.**

Learning Check

True or False

Once you upload your file, you must download the errors report from our website.

The valid and migrated statuses always have the same numbers on the Import File screen.

Learning Check

True & False

The IBR Bureau is responsible for the accuracy of data submitted by an agency.

An agency can unfound a case if it's District Attorney decides not to pursue charges.

RECAP

- ❖ **LEA is the record holder.**
- ❖ **Submit your files on/before the 10th of the month**
- ❖ **Make only one submission per month**
- ❖ **Any error within an incident blocks it from being uploaded into the repository or being sent to the FBI**
- ❖ **Updates and corrections to incidents should be included in the next month's NIBRS submission**
- ❖ **Uploaded files cannot be deleted from the UCR system and become permanent records in the UCR database**



Compliance and Training Bureau, IBR Training Team

NIBRS and other IBR Trainings

NIBRS Overview

Crimes Against Persons

Crimes Against Property

Crimes Against Society

Group B Offenses

Hate Crimes

Cargo Theft

Texas Specific Reports

NIBRS Errors and How to fix them

How to Read a Flat File

Human Trafficking

Texas “T” Errors

Molly Jane’s Law & ViCAP

Use of Force Overview

LEEP Overview

N-DEx/Data Broker

NIBRS Overview for ISDs

Uniform Crime Reporting

IBR Bureau

512-424-2091

NIBRS@dps.texas.gov

IBR.training@dps.texas.gov