

BIOMETRICS

Livescan@dps.texas.gov

Chrystal Davila

Biometric Coordinator

512-424-7026

Jessica Carmona-Lara

Asst. Biometric Coordinator

512-424-2089

OVERVIEW

- Benefits of Electronic Arrest Reporting (EAR)/Livescan
- Secure Communities
- Work Flow of an Arrest Record
- EAR Information
- Types of Responses (Livescan Booklet)
- Livescan DOs and DON'Ts
- Mobile ID
- Additional Information
- Contact Information

BENEFITS OF EAR/LIVESCAN

- Speedy update to the Computerized Criminal History (CCH) and FBI III
- Receive responses with TXSID numbers as soon Multi-Biometric Identification System (MBIS) verifies
- Inkless fingerprinting
- Correct data and quality fingerprints
- Ten Finger Look-Ups (TFLU)
- Criminal Justice Applicants
- Sex Offender Registration (SOR) Fingerprints
- Unknown Deceased Fingerprinting
- Secure Communities Program (Priority Enforcement Program)

SECURE COMMUNITIES PROGRAM



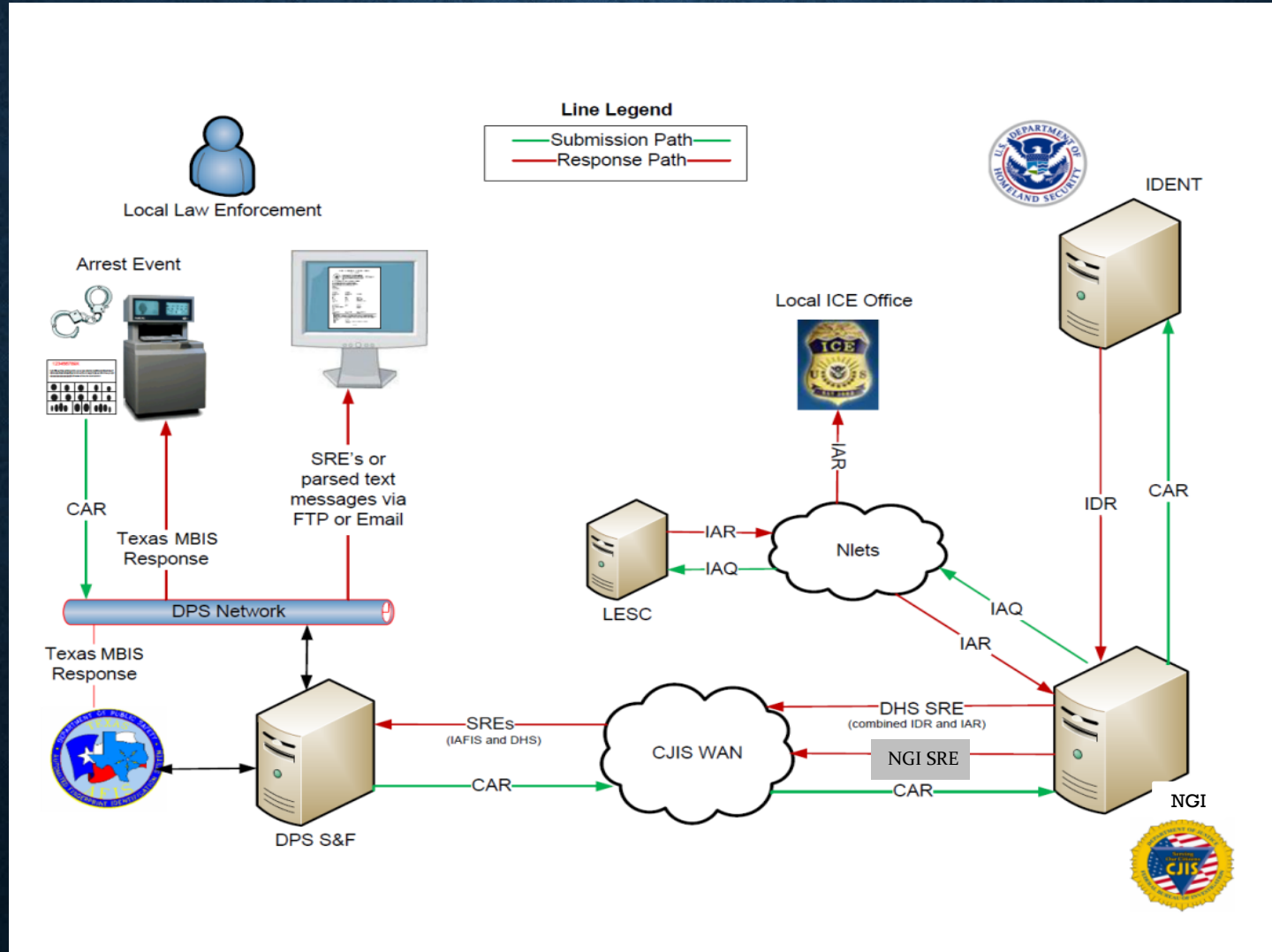
SECURE COMMUNITIES PROGRAM

- The Secure Communities Program relies on the sharing national and local immigration and law enforcement data through a technology and process called NGI/IDENT Interoperability.
 - NGI is FBI's fingerprint database IDENT is Homeland Security's fingerprint database.
- The Secure Communities Program's first goal is to identify all criminal aliens held in jails and prisons.
- The process works as follows:
 - Local officers take and submit prints of all persons booked to the DPS.
 - After being processed at DPS, prints will be checked automatically against NGI (FBI) and IDENT (DHS) for potential matches.
 - ICE will take enforcement action on removable aliens being charged with or who have been previously convicted of a violent or major drug crime.

SECURE COMMUNITIES PROGRAM



WORK FLOW



EAR INFORMATION



EAR INFORMATION

DPS created the EAR program and its sister program, the Electronic Disposition Reporting (EDR), in response to a mandate of Chapter 66 of the Code of Criminal Procedure, which requires the Department to be able to receive criminal history information in an electronic fashion.

The EAR program allows local criminal justice agencies to report arrests to the Department in an electronic fashion.

Criminal justice agencies must get approval from the Department to connect to the Department and must purchase a livescan device that appears on the FBI's NGI Certified Products List,

<https://fbibiospecs.fbi.gov/certifications-1/cpl>

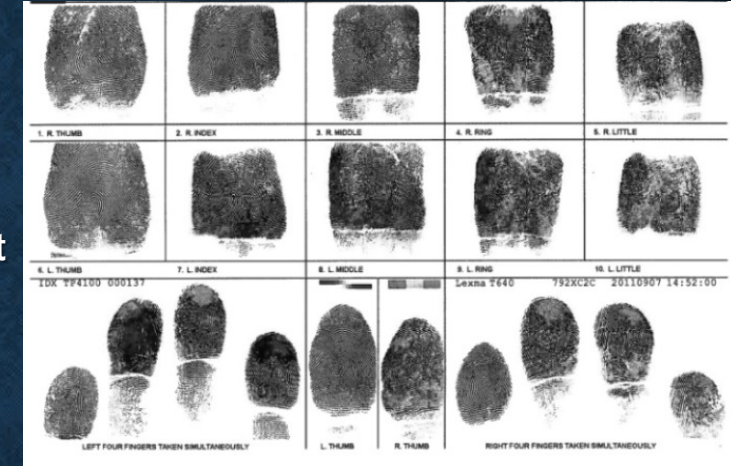
EAR INFORMATION

The data format required by the EAR program is compliant with the National Institute for Standards and Technology's (NIST) fingerprint information exchange standard as well as the FBI's Electronic Biometric Transmission Specification (EBTS) interface document. The primary components of an arrest record are as follows:

- **Type 1 Record** – Contains basic header information regarding the contents of the entire record. Such as the type of the transaction and the source of the physical record.
- **Type 2 Record** – Contains the arrest and personal identification information of the record. The data elements used in the type two record are derived from the DPS remote terminal interface, the Texas Type 2 document and the CCH Data Dictionary.

EAR INFORMATION

- **Type 4 Record** – Contains the Wavelet Scalar Quantization (WSQ) compressed fingerprint images. (Arrest will not process without fingerprints)
- **Type 10 Record** – Contains the .JPG image of the subject (optional).



Good Mugshot



Bad Mugshot



Tattoo



MUGSHOT/PHOTO BEST PRACTICES

Key Factors for Quality Mugshot Capture:

- Camera – digital camera.
- Background - Need a 18% gray (matte finish) background.
- Lighting - Exposure considerations.
- Subject Posing – Full Face (looking straight into the camera).

https://fbibiospecs.fbi.gov/file-repository/mug_shot_poster_8-21-17.docx

https://fbibiospecs.fbi.gov/file-repository/mug_shot_implementation_guide_final_4-25-13.docx

Scars, Marks, and Tattoos Image Capture:

- Tattoo is far enough away to show the body location.
- Tattoo is centered and occupies majority of the image.

<https://fbibiospecs.fbi.gov/biometric-modalities-1/smts>

EAR INFORMATION

- **Type 15 Record** – Contains palm print images (optional).
 - Full hand scan
 - Two half (split) palm scan

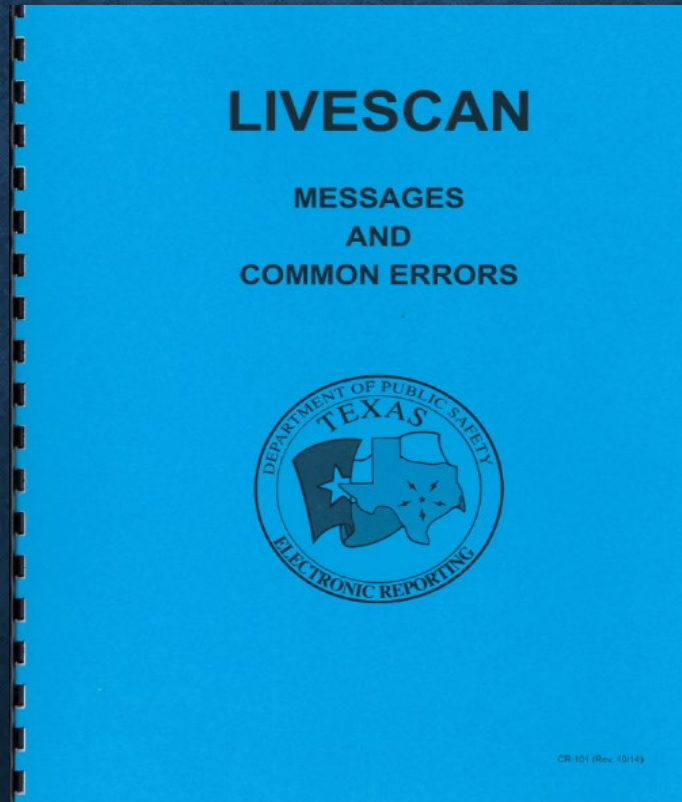


EAR INFORMATION

- **Type 17 Record** – Contains iris images.
 - **FBI Iris Pilot**
 - Deployed the Iris Pilot in April 2014 in Texas
 - Building a criminal iris repository
 - Iris Enrollments
 - Iris Identification Search (IIDS)



TYPES OF REPOSSESSES



<https://www.dps.texas.gov/section/crime-records/electronic-arrest-reporting-ear>

TYPES OF RESPONSES

- **DPS Responses**
 - **MAC – Accept:** A MAC message is used to advise the submitting agency of the acceptance of an arrest submission by the Texas DPS MBIS. This only means that the submission was accepted, but not processed yet.
 - **MID – Identification:** The Texas DPS MBIS will return identification information for the fingerprints submitted upon successful processing through the MBIS system. This message will include the response “Hit” or “No Hit”. “Hit” indicates that the fingerprints matched an existing record in the DPS database, and the existing SID number is returned. “No Hit” indicates that the fingerprints did not match an existing record, and a new SID number has been assigned, if applicable based on the Type of Transaction (TOT) sent.

TYPES OF RESPONSES

- **MNC – Noncritical Error:** The Texas DPS MBIS performs quality assurance on the submitted records' data. This message is used to advise agencies regarding errors in submission that have been corrected at the Error Resolution Terminal (ERT). You can use the information returned in this message to verify the corrected data. No resubmission of the record is needed, and a MID message will follow.
- **MRJ – Reject:** The reject message is used to advise the submitting agency of errors or problems with the record submitted to the Texas DPS MBIS. In most cases, the record will need to be corrected and resubmitted before it will be accepted and processed through MBIS. A MRJ message will return an error code which can be used to verify and correct the record before resubmission.

TYPES OF RESPONSES

- **FBI Responses**
 - **Submission Results – Electronic (SRE):** This will contain a hit or no hit response from FBI. Search Result Findings = I is a hit response and N is a no hit response. If your livescan has the 2.070 RAP – Request for Electronic Rap Sheet populated you will received a rap sheet with your hit responses.
 - **Ten Print Transaction Error (ERRT):** This response means the record did not process and it will supply an error message in the MSG field stating why the record did not process.
- **DHS/ICE Response**
 - **Submission Results – Electronic (SRE):** This will contain a hit or no hit response from DHS/ICE. Search Result Findings = I is a hit response and N is a no hit response. Hit responses will include information for up to the last five (5) encounters.
 - **Ten Print Transaction Error (ERRT):** This response means the record did not process and it will supply an error message in the MSG field stating why the record did not process.

LIVESCAN DOS AND DON'TS

- **Dos**

- Do check all return messages.
- Do review reject messages, correct transaction, and resubmit.
- Do use current version of offense codes.
- Do ensure livescan is setup to give an alert when low on TRNs.
- Do transmit adult class C offenses.
- Do use corresponding ADN for class C (233) and federal (234) offenses and Family Violence class C (235).
- Do submit a new set of fingerprints for each arrest.

- **Don'ts**

- Do not transmit out of state probation and paroles.
- Do not resubmit any transactions; verify with DPS first (call 512-424-5248). For corrections or added charges use the CJIS site: <https://cch.dps.texas.gov> or fax to 512-424-2476.
- Do not use offense code 99999999.
- Do not submit Juvenile class C offenses.
- Do not transmit a juvenile offense if the referral date is past 10 days.
- Do not populate an arrest record with identification data base on a name search from a DL search.

MOBILE ID



MOBILE ID

Texas Mobile ID is a rapid search through DPS' fingerprint database using a minimum of two fingerprint images. This allows users to quickly assess the threat level of an encountered individual. Some of the record types that Mobile ID searches against are wanted persons, sex offender registration subjects, and known or suspected terrorists. Mobile ID responses should not be used solely to rely upon as a force of action for any law enforcement but to supply a possible link between submitted images and true identities that must be independently verified.

MOBILE ID

- Devices
 - DPS will not supply Mobile ID devices or make recommendations on devices, however, DPS requires devices to adhere to national standards:
 - Incremental quality improvement – DPS will establish threshold quality criteria for the acquisition of new equipment (i.e. FAP of 30 or greater for new devices).
 - Interoperability – The DPS system will only accept image based searches – minutia based searches will not be supported.
 - Accuracy – in order to insure accuracy, DPS will require images captured by the devices to generate a minimum NIST Fingerprint Image Quality (NFIQ) score of 7 in order to be processed.
 - Finger selection - Mobile ID can accept between 2 and 10 finger searches. Recommended fingers are 2 and 7 (index fingers).

MOBILE ID

- Services
 - DPS will provide access to the entire Texas criminal history file. The system will also have the ability to flag individuals of special interest.
 - Submissions will be processed in a “lights out” fashion without human intervention. Automated threshold scoring will determine match responses. Three types of responses will be available:
 - “Red” – A red response is a positive hit against a subject in the database.
 - “Yellow” – A yellow response is an indeterminate response. There can be up to two yellow responses per transaction. Additionally, yellow response will be accompanied by a photo of the candidate (if available and requested by submitter).
 - “Green” A green response is a no hit.
 - Submission response will be less than 1 minute (outside of network transport time).

MOBILE ID

- **RISC – FBI’s Repository for Individuals of Special Concern**
 - RISC contains fingerprint images for wanted persons, known / suspected terrorists (KST) and sexual offenders. Unlike the DPS system, the FBI criminal master file is NOT searched.
 - Like the DPS Mobile ID, RISC offers a rapid, lights out search of these records using less than 10 fingers (generally the two index fingers).
- **Texas Mobile ID and RISC**
 - Local law enforcement are able to submit a transaction in the standardized mobile ID format (TOT = RPIS) to DPS which will then search both DPS and the FBI. DPS makes a copy of the submission and forwards it to the FBI while at the same time, search the DPS database. The local law enforcement user will receive two response transactions (RPISR) – one from DPS and one from the FBI.

ADDITIONAL INFORMATION

CJISJJIS Listserv

If you would like to subscribe to the CJISJJIS listserv, please follow these steps:

- Send an email to LISTSERV@LISTSERV.DPS.TEXAS.GOV. Make sure that:
 - The subject line is left blank.
 - The message body is clear/blank (including signatures).
 - In the message body type: SUBSCRIBE CJISJJIS FirstName LastName
- Once you have completed that, you will receive an email stating that “You are now subscribed to the CJISJJIS list.”

Download training materials and reportable offense codes at:

http://www.dps.texas.gov/administration/crime_records/pages/cjisJJISInfo.htm

CONTACT INFORMATION

CONTACT THE FIELD SUPPORT IN YOUR REGION:



CONTACT INFORMATION

**FOR ADDITIONAL ASSISTANCE, CONTACT THE
APPROPRIATE SECTION BELOW:**

CJIS/JJIS Supplies

512-424-2367

512-424-5599 (fax)

Biometric Section

fp.processing@dps.texas.gov

512-424-5248

Error Resolution Section

error.resolution@dps.texas.gov

512-424-7256

Corrections

512-424-2476 (fax)

Livescan/Electronic Arrest Reporting (EAR)

livescan@dps.texas.gov

512-424-7026

512-424-2089

Electronic Disposition Reporting (EDR)

grp_CJIS_site@dps.texas.gov

512-424-2479

512-424-2500

DL-117 Assistance

512-424-2031

DNA Kits

512-424-2387