

Texas Border Security

February 2017

Strategic Intent

The Texas Department of Public Safety (DPS) will work with its local and state partners to provide direct assistance to U.S. Customs and Border Protection to deter, detect and interdict smuggling along the Texas/Mexico border through the deployment of an integrated network of detection and communication technologies and an increase in ground, air and marine interdiction assets.

DPS will work with its local and federal partners and the Border Prosecution Unit to degrade the smuggling infrastructure used by the cartel plaza bosses to smuggle drugs and people into Texas.

The Texas Rangers will work with the Border Prosecution Unit and our federal partners to deter smuggling related corruption along the border by increasing the number of public corruption investigations, arrests and prosecutions.

DPS will work with its local and federal partners to target transnational criminal activity including drug trafficking, labor trafficking, sex trafficking and money laundering in key Texas transshipment and trafficking centers and other impacted areas throughout the state.

(I) DPS Deterrence and Detection Assets Deployed

DPS continues to enhance the level of detection coverage directly on the border with increases in tactical boats, the deployment of motion detection cameras, increases in camera installation capacity, increases in the number of helicopters capable of using FLIR day and night, assessing the viability of contracting for Aerostat coverage, acquisition of a high-altitude border surveillance aircraft, and the integration of all essential detection, tracking and communication technologies.

A. DPS Maritime Assets

The State of Texas has deployed DPS and TPWD boats on the Rio Grande River to deter and detect smuggling activity.

DPS Boats Assigned to the Border:

Tactical Boats	Deployed	Pending	Totals
Medium and Deep Water	6	--	6
Shallow Water	2	2	4
Extreme Shallow Jet	3	--	3
Total	11	2	13

Full-time Personnel:	23
Personnel Temporarily Deployed to OST:	19
Additional Overtime FTE Equivalents from working OT:	34
DPS Officers temporarily deployed to the border work 12-14 hour shifts with no days off to increase coverage.	
Total Personnel Strength:	76

B. Ground Sensors

The State of Texas does not have motion-detection ground sensors; however, U.S. Border Patrol sensors are monitored by DPS Aircraft that receive direct alerts when activated, and DPS Aircraft provide confirmation and coordinate interdiction efforts.

C. Detection Cameras

The State of Texas has implemented a camera detection program leveraging low-cost, high-capability motion-detection and low-light camera technology. Through this program, detections are immediately relayed to U.S. Border Patrol and DPS Command Posts, and directly to interdiction assets on the ground and DPS surveillance aircraft. The Texas Rangers and the U.S. Border Patrol work closely together to dramatically expand the ability to detect smuggling events in real time through this program.

i. DPS Installation Team

U.S. Border Patrol Technical Agents have installed and provided maintenance service for the vast majority of these cameras to date. Most recently, the DPS Special Operations Group has provided installation support to U.S. Border Patrol. To further increase capacity, DPS has established an installation team using Texas State Guard personnel.

Number of New Installations in Jan 2017:	315
Texas State Guard Personnel Assigned:	18

ii. Detection Cameras Deployed

4,077 detection cameras are currently deployed throughout the border region.

D. Aerostats

Aerostats are buoyant balloons that remain tethered to the ground and are used to provide fixed long distance visual and radar coverage of an area. The U.S. Customs and Border Protection (CBP) currently operate five Aerostats on the border in the Rio Grande Valley. Texas Gov. Greg Abbott has requested that the U.S. Department of Homeland Security provide CBP with five additional Aerostats to operate on the Texas-Mexico border.

	Deployed	Pending	Totals
Aerostats	5 (CBP)	(DPS)*	5
Total	5	--	5

**DPS' Request for Information to assess viability of the state contracting for increased Aerostat coverage is pending.*

E. Aviation Assets

The State of Texas has deployed DPS and Texas Military Forces aircraft to detect smuggling attempts along the Texas-Mexico border and to assist in interdicting those attempts. The fixed-wing aircraft receive direct alerts from U.S. Border Patrol ground sensors and DPS motion-detection camera activations, and the helicopters receive the DPS motion-detection camera alerts. All DPS aircraft can communicate directly with U.S. Border Patrol Agents and Troopers on the ground.

DPS Aircraft with Advanced Detection and Communications	Deployed	Pending	Totals
Helicopters	9*	--	9
Mid-Altitude Fixed Wing	2	--	2
High-Altitude Fixed Wing	2	--	2
Total	13	--	13

**DPS helicopters in Longview and Waco have been reassigned to the border.*

Pilots and Tactical Flight Officers Permanently Assigned:	26
Pilots and TFOs Temporarily Deployed to OST:	2
Additional Overtime FTE Equivalents from working OT:	1.35
Total Personnel Strength:	29.35

(II) Interdiction

Once detected, it is important the smugglers either be interdicted or denied entry, which requires a well-coordinated and timely law enforcement response that can only be achieved with a sufficient number of personnel staffed around the clock.

A. Troopers

Troopers Currently Permanently Assigned:	807
New Permanent Trooper Positions Hired and Deployed:	250
Troopers Temporarily Deployed to OST from other areas:	100
Additional Overtime FTE Equivalents from working OT:	312
Total Trooper Strength:	1,219

B. Cortina Units

Cortina Units are joint DPS and U.S. Border Patrol interdiction teams.

Total Cortina Units **21**

C. Tactical Operations

DPS Special Operations Group and U.S. Border Patrol Special Operations conduct joint tactical operations in remote and high-threat areas. The Texas Rangers oversee DPS tactical operations, which include Ranger Recon teams, the DPS Special Weapons and Tactics (SWAT) team, and six Regional Special Response Teams (SRT).

D. Logistics and Planning

Logistical and Planning Experts Permanently Assigned: 3

Logistical and Planning Experts Temporarily Deployed to OST: 1

Total Personnel Strength: **4**

E. Intelligence and Information Sharing

The Joint Operations Intelligence Centers (JOIC) centralize all of the border incident data across 53 counties and 171 law enforcements agencies to provide a shared view of the threat picture and trending patterns.

Joint Operations Intelligence Centers: **6**

Texas Rangers: 2

DPS Border Liaison Officers: 5

State Guard Personnel: 35

HQ Intelligence Analysts Permanently Assigned: 5

Border Region Intelligence Analysts Permanently Assigned: 15

Intelligence Analysts Temporarily Deployed to OST: 2

Total Personnel Strength: **64**

F. Communications

Communications Operators Permanently Assigned: 27

Communications Operators Temporarily Deployed to OST: 0

Total Personnel Strength: **27**

(III) Targeting the Smuggling Infrastructure

The arrests of members and associates of smuggling groups and criminal networks operating in the border region, such as cartel operatives, statewide and regional gangs, transnational criminal gangs, wanted and convicted felons, and criminal aliens, degrades the smuggling infrastructure and increases community safety.

Special Agents Permanently Assigned:	182
Special Agents Temporarily Deployed to OST:	15
Additional Overtime FTE Equivalents:	62
Total Agent Strength:	259

Inter-Agency Targeting Team (ITT): 5 U.S. Border Patrol Agents, 2 DPS Special Agents, 1 Trooper, 1 DPS Intelligence Analyst

(IV) Targeting Border Corruption

The Mexican cartels seek to corrupt individuals and institutions on both sides of the border to support their smuggling operations. Successful investigations degrade the cartels' smuggling ability and serves as an important deterrent to those who would betray public trust and the rule of law.

Texas Rangers Permanently Assigned*:	49
Texas Rangers Temporarily Deployed to OST:	7
Additional Overtime FTE Equivalents:	20
Total Personnel Strength:	76

**Texas Rangers also assist local law enforcement agencies in the investigation of major crimes such as homicides, kidnappings, robberies and sexual assaults.*

1,171 FTE assigned personnel, 146 FTE temporarily deployed to OST personnel, plus 429.35 additional overtime FTE equivalents. DPS Officers temporarily deployed to the border work 12-14 hour shifts with no days off to increase coverage.

Total DPS FTE support to OST Operations:	1,746.35
---	-----------------

**Does not include the number of DPS Special Operations Group Personnel assigned to border tactical missions.*

DPS Operational Activities

Criminal/High Threat Criminal Arrests in the Border Region

		Last 60 days (12/16-01/17)	Last 12 months (02/16-01/17)	Operation total (6/14-01/17)
Texas Highway Patrol	High Threat Criminal Arrests*	365	2,070	4,686
	Total Criminal Arrests	2,566	15,551	34,079
DPS Special Agents	High Threat Criminal Arrests*	64	496	1,624
	Total Criminal Arrests	221	1,729	5,164
Texas Rangers	High Threat Criminal Arrests*	51	250	664
DPS Total	High Threat Criminal Arrests*	480	2,816	6,974
	Total Criminal Arrests	2,838	17,530	39,907

*Felony DWI, intoxication manslaughter and other serious traffic offenses, felony Offenses against the Family, as well as Illegal Alien detentions and referrals to U.S. Border Patrol, are not included in the arrest statistics above.

Public Corruption Arrests in the Border Region

	Last 60 days (12/16-01/17)	Last 12 months (02/16-01/17)	Operation total (6/14-01/17)
Texas Rangers	4	40	129

DPS Marine Unit Operations

Last 60 days (12/16-01/17)	245
Last 12 months (02/16-01/17)	1,463
Operation total (6/14-01/17)	3,891

DPS Aviation Operations

Hours Flown Last 60 days (12/16-01/17)	767
Hours Flown Last 12 months (02/16-01/17)	3,987
Hours Flown Operation total (6/14-01/17)	13,103

DPS Tactical Operations

Last 60 days (12/16-01/17)	434
Last 12 months (02/16-01/17)	2,562
Operation total (6/14-01/17)	5,104

DPS Apprehension Support to U.S. Border Patrol

	Last 60 days (12/16-01/17)	Last 12 months (02/16-01/17)	Operation total (6/14-01/17)
Illegal Alien Detections and Interdiction Assistance			
Cameras	19,245	111,824	206,573
Aviation	641	3,239	11,627
Tactical Marine Unit	75	595	1,235
Illegal Alien Detentions and Referrals			
Tactical Marine Unit	224	1,444	3,604
Texas Highway Patrol*	507	1,505	1,657
Total Apprehension Support to U.S. Border Patrol	20,692	118,607	224,696

**DPS did not capture Texas Highway Patrol Illegal Alien Detections and Referrals prior to December 1, 2015 and is now being captured state-wide. Recent reporting may be lower than the actual amount due to a transition in the method of capturing the data.*

Value of Drugs Seized by DPS in the Border Region*

	DPS Only
Last 60 days (12/16-01/17)	\$61,504,191
Last 12 months (02/16-01/17)	\$399,649,300
Operation total (6/14-01/17)	\$1,557,665,927

**These totals do not include seizures where DPS provided direct support to another agency.*

Value of Drugs by Type by DPS in the Border Region* (6/14 – Present)

	Marijuana	Cocaine	Methamphetamine	Heroin
DPS Only	\$1,210,430,091	\$218,530,741	\$97,420,062	\$31,285,033

**These totals do not include seizures where DPS provided direct support to another agency.*

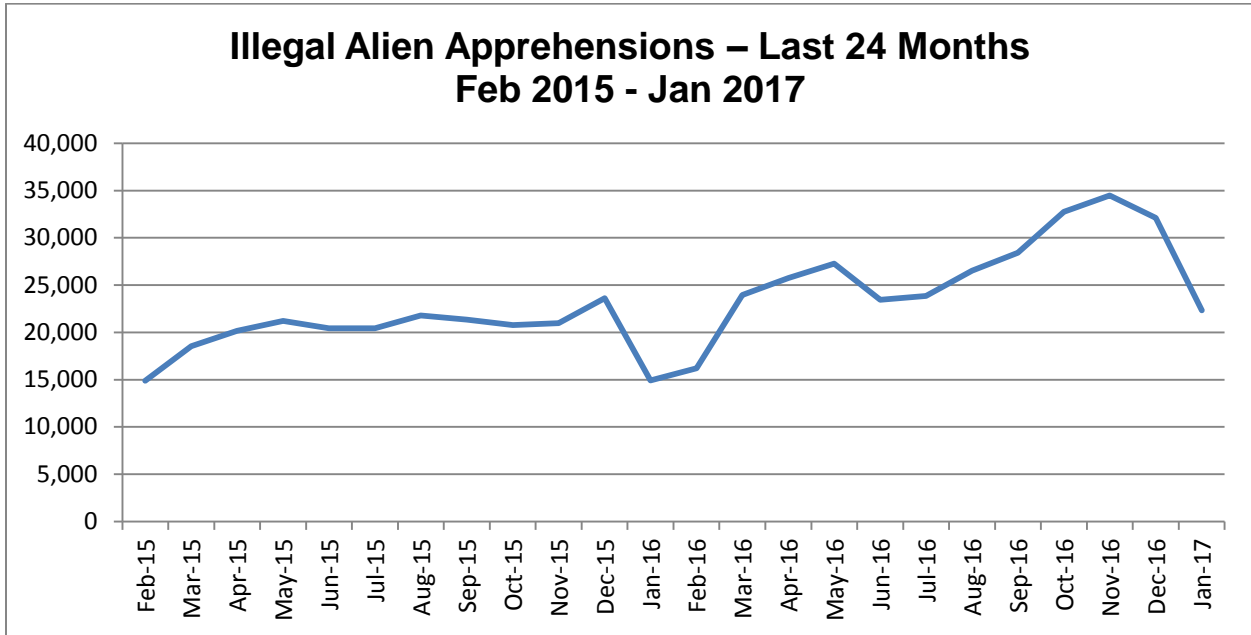
Currency Seized by DPS in the Border Region*

	DPS Only
Last 60 days (12/16-01/17)	\$571,833
Last 12 months (02/16-01/17)	\$11,168,690
Operation total (6/14-01/17)	\$34,188,693

**These totals do not include seizures where DPS provided direct support to another agency.*

Smuggling Trends

The Texas Legislature provides funding to centralize the collection and sharing of border incident data across all jurisdictions in the border region, which comprises local, state, and federal agencies across 53 counties and more than 171 separate law enforcement agencies in the border region.



U.S. Border Patrol IA Apprehensions in the Border Region

FY 2017 (10/16-01/17)*	121,690
FY 2016*	275,685
FY 2015**	221,684

**Unofficial U.S. Border Patrol statistics. **CBP reconciled apprehensions. Data includes El Paso Sector, which comprises parts of TX and NM.*

U.S. Border Patrol Family Unit Apprehensions in the Border Region

FY 2017 (10/16-01/17)*	45,789
FY 2016*	63,909
FY 2015**	32,949

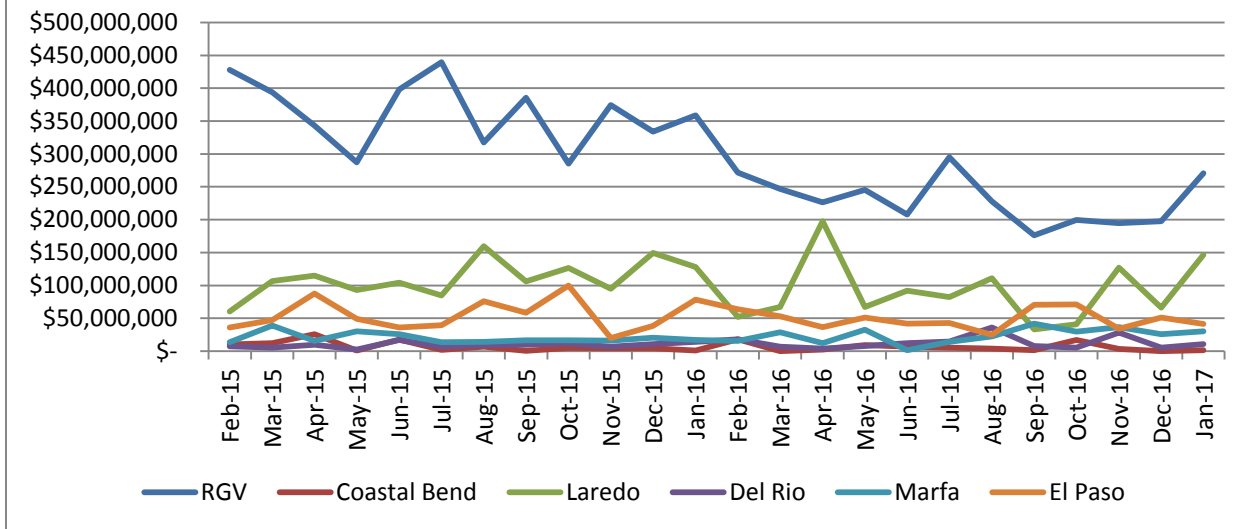
**Unofficial U.S. Border Patrol statistics. **CBP reconciled apprehensions. Data includes El Paso Sector, which comprises parts of TX and NM.*

U.S. Border Patrol Unaccompanied Alien Children Apprehensions in the Border Region

FY 2017 (10/16-01/17)*	20,780
FY 2016**	47,389
FY 2015**	31,109

**Unofficial U.S. Border Patrol statistics. **CBP reconciled apprehensions. Data includes El Paso Sector, which comprises parts of TX and NM.*

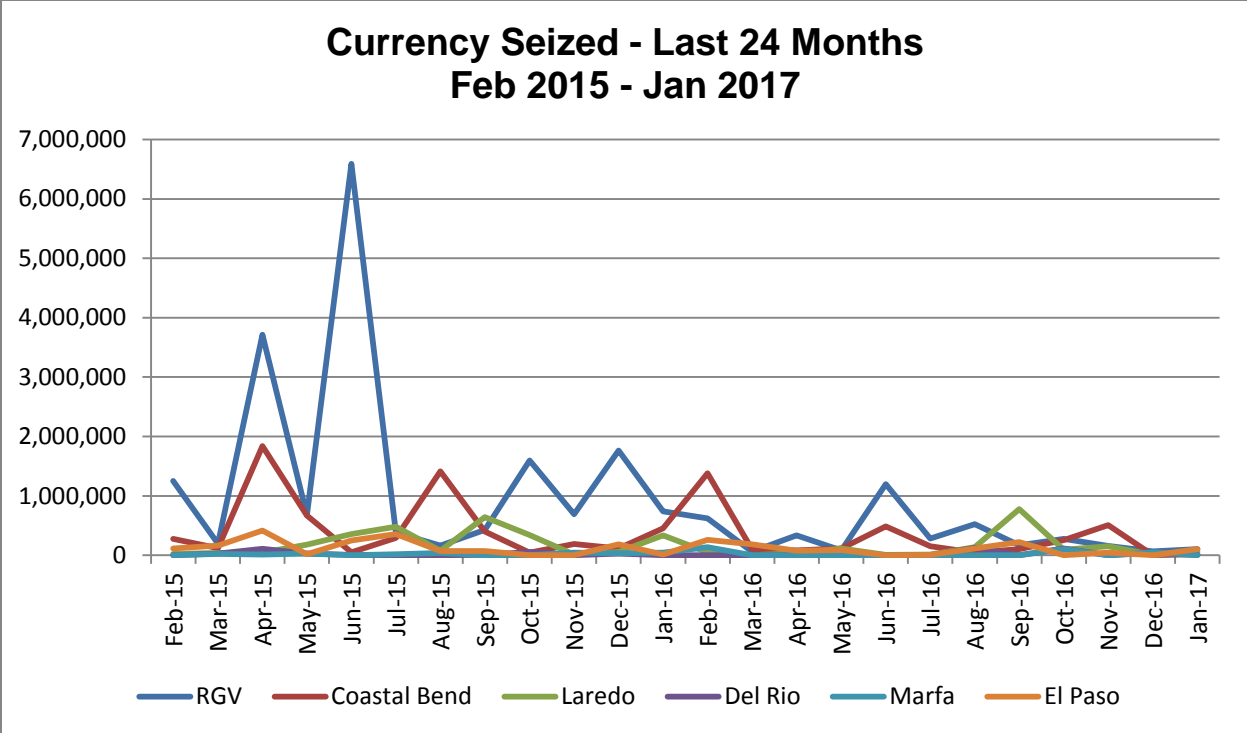
Value of Drugs Seized - Last 24 Months Feb 2015 - Jan 2017



Value of Drugs Seized in the Border Region

Last 60 days (12/16-01/17)	\$846,855,080
Last 12 months (02/16-01/17)	\$4,938,835,103
Operation total (6/14-01/17)	\$16,512,541,878

Note: The above border region statistics represent local, state and federal seizures.



Currency Seized in the Border Region

Last 60 days (12/16-01/17)	\$456,850
Last 12 months (02/16-01/17)	\$10,354,526
Operation total (6/14-01/17)	\$49,175,624

Note: The above border region statistics represent local, state and federal seizures.